

Do organizations really evolve? The critical link between organizational culture and organizational innovation toward organizational effectiveness: Pivotal role of organizational resistance



Rana Tahir Naveed^a, Homoud Alhaidan^b, Hussam Al Halbusi^{c,*}, Abdullah Kaid Al-Swidi^d

^a Department of Economics and Business administration, Division of Arts and Social Sciences, University of Education, Lahore, Pakistan

^b Management and Information Systems Department University of Ha'il - College of Business Administration, Saudi Arabia

^c Management Department, Ahmed Bin Mohammed Military College (ABMMC), P.O. Box: 22988, Doha, Qatar

^d Management in the Department of Management and Marketing, College of Business and Economics, Qatar University, PO Box 2713, Doha, Qatar

ARTICLE INFO

Article History:

Received 2 December 2021

Accepted 7 March 2022

Available online 18 March 2022

Keywords:

Organizational culture
Organizational innovation
Organizational resistance
Organizational effectiveness
Bank industry

ABSTRACT

In today's global economy, organizational effectiveness and innovation have become top priorities, putting pressure on all businesses worldwide. Therefore, this study aims to explore the impact of organizational culture on effectiveness through organizational innovation. We analyzed organizational resistance as a boundary condition on the relation of organizational innovation and effectiveness to seek whether organizational resistance enhances the positive effect of organizational innovation on effectiveness and on the indirect effect of organizational culture on the effectiveness of organization via organizational effectiveness. Organizational resistance is important because it occurs when employees understand how they fit into the new way of doing things, such that organizational innovation has a positive impact on organizational effectiveness. The data were collected in two waves from 280 manager-employee dyads operating in Pakistan's banking industry. The outcomes indicated that organizational culture positively influences organizational effectiveness; therefore, this relationship is mediated by organizational innovation. The positive influence of organizational innovation on organizational effectiveness is greater among individuals who embraced improvements rapidly than among those who did not. Additionally, organizational resistance reinforces the relationship between organizational culture and effectiveness through organizational innovation, such that the relationship is greater for those who embrace compliant advancement. Thus, the theoretical and practical implications of this study are discussed.

© 2022 The Authors. Published by Elsevier España, S.L.U. on behalf of Journal of Innovation & Knowledge. This is an open access article under the CC BY-NC-ND license (<http://creativecommons.org/licenses/by-nc-nd/4.0/>)

Introduction

Early approaches to organizational effectiveness focused on organizational effectiveness by success. Organizational effectiveness is defined "as agility in decision-making, innovativeness, adaptability to the changing environment, competing with rivals, optimal utilization of resources and talent retention" (Quinn & Rohrbaugh, 1981, p. 131). Therefore, the workplace's primary goal is to operate an efficient organization. However, organizational culture develops over time as a result of the flow of time (Austin & Bartunek, 2003; Schein, 2010; Denison et al., 2012; Parke & Seo, 2017; Hartnell et al., 2019). Nevertheless, in the modern global economy, organizational effectiveness is of utmost importance for businesses, as numerous organizations face cultural challenges (Parke & Seo, 2017; Bustinza et al., 2019).

Therefore, to succeed, an organization should handle and sustain organizational behaviors that align with a dynamic global environment (Abatecola et al., 2020; Tehseen et al., 2020; Al Halbusi, 2022). At the core, the achievement of goals promoted in the organization's mission or vision can be described as organizational effectiveness statement (i.e., the higher the degree of congruence between the stated goals and objectives of the organization with observable and measured consequences, the higher the organization's effectiveness) (Bamel et al., 2013; Manoharan & Singal, 2019).

Researchers are interested in the elements that determine organizational effectiveness. Prior studies have established organizational culture as a crucial factor (Kim & Kim, 2015; Mathew, 2019). Misalignment of an organization's culture with its principles, beliefs, methods of accomplishing tasks, communications, and strategic direction can limit its effectiveness (Shao, 2019; Upadhyay & Kumar, 2020). Recognizing the archeology, cultural dimensions, and behaviors and thought processes that build and maintain organizational culture is critical to

* Corresponding author.

E-mail address: hussam.mba@gmail.com (H.A. Halbusi).

improving the target organization's effectiveness (Cameron & Quinn, 2011a; Moon et al., 2018). Furthermore, organizational culture influences how workers communicate at work. Workplace culture also encourages healthy competitiveness at the workplace (Kim & Kim, 2015; Al Halbusi et al., 2020; Hassani & Mosconi, 2022). Consequently, a supportive organizational culture encourages workers to form positive relationships (Chow, 2012; Meng & Berger, 2019). Therefore, an organization's culture extracts the best (or worst) out of each team member and increases its effectiveness individually and collectively (Hofstede, 1980; Aktas, et al, 2011; Taylor, 2014). Organizational culture is a product of the simultaneous contact between employees and managers (Cameron & Quinn, 2011a; Klammer et al., 2019).

An enormous literature exists on the relationship between organizational culture and organizational effectiveness. However, researchers have neglected the role of organizational innovation as a key mechanism in the relationship between organizational culture and effectiveness. Thus, this study examines the mediating role of organizational innovation in this relationship as organizational innovation is crucial for a firm or company to embrace new things, ideas, and attitudes toward innovation (Shahzad et al., 2017; Alexe & Alexe, 2018). An organization's ability to track and appraise its aims is the fundamental precept of strategic innovation. Moreover, strategic innovation looks at the organization as a whole and attempts to make it workable over time (Haned et al., 2014; Grillitsch et al., 2019). Furthermore, strategic innovation develops when a firm finds gaps in industry positioning and products, and employees' activities aid the innovation process in the hope of addressing these gaps (Duan et al., 2020). According to Khessina et al. (2018), low employee expectations may compromise organizational innovation. Thus, organizational innovation refers to the application of new thoughts or actions that increase organizational effectiveness (Jung & Lee, 2016; da Silva Lopes et al., 2019). Nevertheless, this is significant as the speed of technology and advances in the global business market display an essential need for organizations to adapt to the changing environment. The depth, breadth, and speed of change of trends, such as globalization, technological advancement, and the knowledge-based economy, have put increasing pressure organizations to adopt technological changes and upcoming innovations (Awasthi et al., 2019; Appio et al., 2019; Alnoor et al., 2022). Thus, to maintain competitive advantages and effectiveness, organizations should focus more on organizational innovation, such as innovation behavior and culture.

In this study, we have considered organizational resistance as a key variable because it is each organization's desire to achieve competitive advantages, but the changes in an organization are persistent because of the rapidity of changes in the external and internal environment (Pakdel, 2016; Lenka et al., 2018). Thus, all organizations desire and struggle to change positively to maintain their competitive advantage. Organizations must employ different strategies to ensure that they remain ahead of their competitors (Zhu, 2015; Lorenzo et al., 2018). Sometimes, top management requirements change to increase employees' innovation and efficiency. Therefore, organizations promote change, hoping that employees will perform better and develop their understanding (AlHrassi et al., 2016). However, employees might look at it differently (Kelly, 2008; Oreg, 2006; Perkov et al., 2014). Their attitude toward change may be positive or negative, and this change can affect the organization's performance and can cause the organizational change to fail (Eby et al., 2000; Vakola & Nikolaou, 2005; Maheshwari & Vohra, 2015). Thus, organizational resistance may play a contingent role in the relationship between organizational innovation and effectiveness, especially when employees accept and adapt to change. Therefore, this study also explores the moderating role of organizational resistance on the relationship between organizational innovation and effectiveness.

This study explores the impact of organizational culture on organizational effectiveness through organizational innovation as a key mechanism. Importantly, this study also analyzes organizational resistance as moderating role on the relation of organizational innovation and effectiveness to seek whether organizational resistance enhances the positive effect of organizational innovation on effectiveness and on the indirect effect of organizational culture on the effectiveness of organization via organizational effectiveness as shown in (Fig. 1).

Theory and hypothesis development

Organizational culture and organizational effectiveness

In general, scholars have different interpretations and responses to the ideas and principles of organizational effectiveness (Hartnell et al., 2011; Denison et al., 2012; Grabowski et al., 2014). With the complexity of modernity, the idea of effectiveness continues to grow with organizational effectiveness being exchanged to increase organizational employee performance productivity. Thus, Quinn and

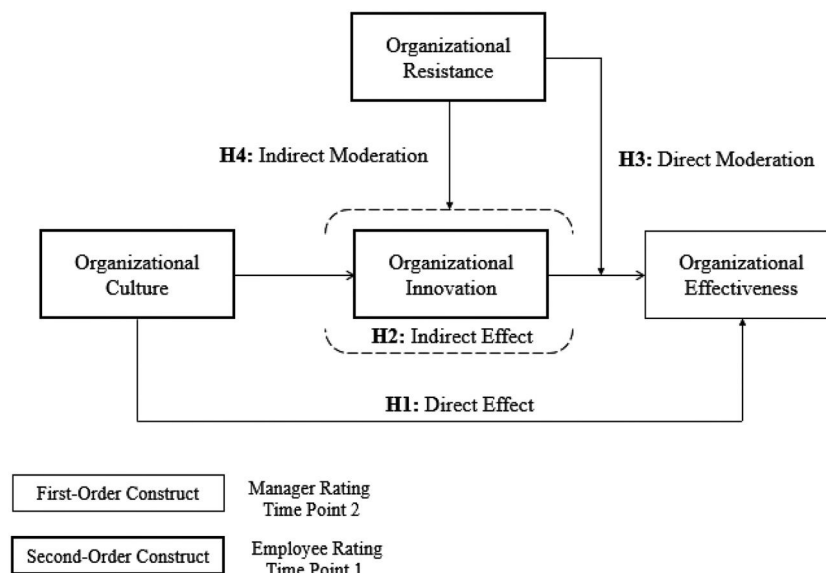


Fig. 1. Research model.

Rohrbaugh (1981, p. 131) have described organizational effectiveness “as agility in decision-making, innovativeness, adaptability to the changing environment, competing with rivals, optimal utilization of resources and talent retention”. Nevertheless, the literature has stressed that organizational culture is a critical factor in determining organizational effectiveness and efficiency (Heracleous, 2001; Denison et al., 2012; Hassan et al., 2021). Organizational culture is one of the most important features of effectiveness as it determines the standards and values of an organization. Furthermore, Denison et al. (2012) and Chatman and O'Reilly (2016) highlighted that organizational culture shapes organizations and provides a better understanding of their effectiveness. Therefore, organizational culture is related to organizational effectiveness. The competing values by Langer and LeRoux (2017) described that organizational culture is suggestively related to organizational effectiveness Gregory et al. (2009). and Zheng et al. (2010) also indicated a positive relationship between organizational culture and effectiveness. Furthermore, recent research has shown that organizational culture has a significant impact on organizational effectiveness (Baek et al., 2019; Adisa et al., 2020; Volkova & Chiker 2020). Thus, the following theory is developed based on the logical argument:

Hypothesis 1. Organizational culture has a positive effect on organizational effectiveness.

Mediating effect of organizational innovation

Organizational innovation is a crucial factor in an organization's development and growth (Cameron & Quinn, 2011a) Hult et al. (2004)., explore an organization's overall innovative capability of bringing new products to the market or opening up new markets by integrating strategic orientation with innovative behavior and procedures.

Therefore, employees' behavior at an individual level, team behaviors, and management behaviors are all examples of behaviors that can be experienced by management or decision-makers at different stages (Wang & Ahmed, 2004; Azar & Ciabuschi, 2017). Thus, behavioral innovation has a continuous impact on the culture of innovation. Furthermore, individual innovation is an employee's perception toward the innovation process, whereas organizational innovation is the behavior of a firm or company to embrace new things, ideas, and the company's attitude toward innovation (Shahzad et al., 2017; Alexe & Alexe, 2018). The central principle of strategic innovation is an organization's ability to track and evaluate its goals. Nonetheless, strategic innovation considers business as a whole and proceeds to make it workable over time (Haned et al., 2014; Grillitsch et al., 2019). Additionally, strategic innovation is formed when an organization identifies gaps in industry positioning and products, and employees' behaviors help the innovation process in the hope of filling the gaps (Duan et al., 2020; Ode & Ayavoo, 2020). Further, Khessina et al. (2018) stated that organizational innovation could be compromised due to low employee expectations. Therefore, the implementation of a new concept or behavior that improves organizational effectiveness is referred to as organizational innovation (Jung & Lee, 2016; da Silva Lopes et al., 2019; Ghazali et al., 2022).

Furthermore, owing to their need for competitive advantage and sustainability, companies place a high value on organizational innovation. Eventually, when considering a competing value framework (Ashraf & Khan 2013; Domínguez-Escrig et al., 2019), organizational culture is expected to be effective to the extent of organizational effectiveness. The influence of organizational culture on organizational innovation varies based on the required effectiveness of the organization. Thus, we predict that organizational culture forms the organizational innovation perceptions of employees, such that these employees perceive procedures and practices that require and reinforce innovation behaviors in the workplace (Szczepeńska-

Woszczyna, 2015; Shanker et al., 2017). Therefore, we propose the following hypothesis:

Hypothesis 2. Organizational innovation mediates the relationship between organizational culture and organizational effectiveness.

Moderating role of organizational resistance

Organizational culture contributes toward maintaining a positive workplace environment as well as organizational performance and effectiveness (Ahmad et al., 2009; Janicijevic, 2011; Taylor, 2014). Organizational culture and employee behavior are prime concerns in the workplace to achieve organizational effectiveness; therefore, cultural characteristics are essential for sustaining and enhancing organizational culture (Millett, 2000; Zhang & Zhu, 2012). Additionally, the biggest challenge in changing an organization is overcoming opposition to the number of organizational culture mechanisms to increase effectiveness (Rafferty & Jimmieson, 2016; Lenka et al., 2018). Generally, culture can both help and impede the transition process, thus it can be both a blessing and curse when it comes to enduring change successfully (Taylor, 2014; Berezhnoy, 2019; Hammond et al., 2020). Thus, employees will continue to work against a change initiative because they feel they have no stake in the process, do not want to take on the increased work that comes with change, are concerned about their lack of required skills to succeed in the organization after the change, or are concerned that they may lose their jobs (Starzyk & Sonnentag, 2019; Lashitew et al., 2020).

Moreover, according to Oreg (2006) and Cameron and Quinn (2011b), organizational resistance is concerned with how organizational principles and productivity are influenced by employees Oreg (2006). and Lenka et al. (2018) divided organizational resistance into three categories: affective, cognitive, and behavioral resistance. Affective resistance is a reaction that focuses on workers' negative feelings about organizational change (Szabla, 2007; Oreg et al., 2011). Employee emotions are represented by cognitive components of resistance. For instance, in cognitive resistance, employees have a strong desire to learn whether the change is mandatory or advantageous to them or the organization. Additionally, cognitive reactions involve employees' critical thinking about organizational change (Oreg, 2006; Oreg et al., 2011; Ming-Chu et al., 2015). Finally, the behavioral factor of resistance refers to workers' intentions, behaviors, or responses as top management tries to implement changes. Typically, employees would argue about the negative aspects and try to justify the negative consequences of organizational change, but when they feel they are at stake in the change process, they will respond positively (Oreg et al., 2011; Merhi & Ahluwalia, 2019).

Thus, we premise that organizational resistance is significantly contingent on the relationship between organizational innovation and organizational effectiveness with different supporting reasons. Employees' support for or resistance to new values is related to an organization's cultural innovation. Owing to the significance of organizational culture and resistance factors for the betterment of an organization, it is necessary to understand the relationship between resistance and culture (Pakdel, 2016; Merhi & Ahluwalia, 2019). Sometimes, change is unsuccessful because of resistance, either active or passive, from those within the organization. Hence, as stated earlier, people resist change for various reasons (Oreg et al., 2018). For example, employees may actively work against a change initiative because they feel that they have no stake in the change process, do not want to take on the increased workload, are concerned about their lack of needed skills to thrive in the organization after the change, or are worried that they might lose their jobs (Starzyk & Sonnentag, 2019; Alfes et al., 2019). Thus, true change in an organization may mean that job positions and titles also change, which means that roles and responsibilities may shift as well (Garcia-Lorenzo, 2020; Gillebaart & Kroese, 2020). Resistance occurs when

employees understand how they fit in with a new way of doing things, such that the positive impact of organizational innovation on effectiveness is stronger when employees understand how they may shift with a new change that would change their job and salary position, so they react differently. Thus, according to the above-mentioned argument, the following hypothesis is proposed:

Hypothesis 3. Organizational resistance moderates the relationship between organizational innovation and organizational effectiveness, such that the relationship is stronger when employees highly accept a change that is low.

Organizational resistance, the expected indirect impact of organizational culture on effectiveness through organizational innovation, may have interaction factors. Organizational culture is regarded as one of the most significant factors in assessing an organization's effectiveness as well as one of the most powerful components of an organization that forms norms and values (Felipe et al., 2017). Thus, organizations that pay attention to their employees' perceptions to increase their effectiveness, developed through social relationships of employees with managers and colleagues, contribute to shared perceptions of the cultural content of workplace procedures and practices (Rafferty & Jimmieson, 2017; Metwally et al., 2019). Therefore, it is no surprise that organizational resistance might moderate and strengthen the positive indirect impact of organizational culture on effectiveness, which can maximize the effectiveness of the organization. Consequently, organizational resistance can be a powerful influence because the organization creates an environment that leads to positive effectiveness via innovation within the organization, especially when employees have a positive perspective to accept the change in the organization (Stanley et al., 2005; Lenka et al., 2018). Thus, we predict the following:

Hypothesis 4. Organizational resistance moderates the indirect effect of organizational culture on organizational effectiveness through organizational innovation, such that the indirect effect is stronger for followers who are higher in accepting the change than lower.

Methodology

Research design, sample size and procedure

This study followed the deductive approach using a non-probabilistic purposive sampling technique (Hulland et al., 2018). Therefore, managers and employees working in the commercial banking industry in Pakistan are this study's target population.

To reduce the probability of common method variance (CMV), the surveys were sent to 15 banks. Thus, we gathered data from a variety of sources, including managers and their subordinates, over two time periods (Podsakoff et al., 2003; 2012). We distributed surveys to 310 employees and 135 managers. In the first wave of data gathering, employees provided their demographic data and assessed organizational culture, organizational innovation, and organizational resistance. One week later, in the second wave, managers evaluated the organizational effectiveness. In these two waves of employee surveys, a total of 280 participants completed the survey (response rate =90%). One week later (second wave), we distributed questionnaires to 135 managers, out of which only 124 responses were returned (response rate =91%). Thus, across the two waves of data collection, we obtained 280 matched dyad surveys. Furthermore, senior human resource personnel in each bank were contacted prior to conducting the survey to obtain the approval for the study; the survey was administered after the permission was given. Survey packets containing the questionnaire, a pre-stamped envelope, and a cover letter were sent to respondents. The cover letter clarified the survey's aim, informed participants that their responses would be kept private, and asked them to return the completed questionnaire using the pre-stamped envelope. We also prepared the questionnaire to make the

variables appear in a way that increased the psychological distance between the predictors and criterion variable (Afthanorhan et al., 2021).

Variables measurement

All variables were measured by self-reporting on multi-item scales derived from previous studies. Therefore, all measures were evaluated using a seven-point Likert-type scale, with 1 representing strongly disagree and 7 representing strongly agree. All the items are presented in Appendix 1.

When examining a latent construct, the distinction between reflective and formative indicators should be carefully considered (Becker et al., 2012; Sarstedt et al., 2019). Reflective measures are strongly correlated indicators (interchangeable) assumed to be caused by a targeted latent construct, and are generally suggested when personality and attitudinal variables are modeled. However, formative measures encompass indicators that may govern the construct without necessarily being highly correlated (uninterchangeable) such that traditional reliability and validity criteria may be inappropriate and irrelevant (Cheah et al., 2019; Sarstedt et al., 2019).

We used the above-mentioned parameters to differentiate between reflective and formative constructs (i.e., the direction of causality, interchangeability, covariation and antecedents/consequences of indicators or dimensions) (Sarstedt et al., 2019). Hence, our study encompassed two types of reflective and formative variables, which are composed of multiple first-order constructions, each representing an important aspect of the targeted construct second-order constructions. Given its complexity, organizational culture, organizational innovation, and organizational resistance were modeled as a second-order formative construct. Therefore, the type of formative construct is sensitive as dropping any of the dimensions would alter the conceptual domain (e.g., Becker et al., 2012; Cheah et al., 2019; Sarstedt et al., 2019).

Organizational Culture: 24-items were adapted from previous studies to measure organizational culture (Cameron & Quinn, 2011a), which encompasses four dimensions: clan, adhocracy, market, and hierarchy (6-items) for each dimension, which were measured reflectively as first-order constructs. Therefore, in the next stage, the four dimensions form the second-order construct of organizational culture, such that higher scores indicate a stronger organizational culture.

Organizational Innovation: 8-items were adapted from (Wang & Ahmed, 2004) which comprises both behavioral (4-items) and strategic innovation (4-items), these two dimensions were measured reflectively as first-order constructs and later these two dimensions established organizational innovation formatively where the high scores of these dimensions indicate a stronger organizational innovation.

Organizational Resistance: We measured organizational resistance using three dimensions: effective, cognitive, and behavioral (6-items) for each dimension, which were slightly adapted from prior studies (Oreg, 2006). Nevertheless, these three dimensions—effective, cognitive, and behavioral—were treated reflectively as first-order constructs, and these dimensions formatively established the higher-order construct, which is organizational resistance.

Organizational Effectiveness: Organizational effectiveness was measured using 13-items taken from Gold, Malhotra, and Segars (2001). Thus, we combined these responses for each participant to form a Mode A first-order composite variable, for which higher scores indicated stronger organizational effectiveness among respondents.

Control Variables: Finally, we used firm size and age as control variables for their potential relationship with organizational effectiveness. Firm size was measured as the number of full-time employees, and age was measured by the number of years in business.

Data analysis and results

We used Smart PLS 3.2.8 software to apply structural equation modeling (SEM) with partial least squares (PLS) to evaluate the hypotheses (Ringle et al., 2015). This is a robust and comprehensive statistical method (Henseler et al., 2009) and is suitable for complex causal studies of both first- and second-order structures and does not require strict assumptions regarding the variables (Hair et al., 2017; 2019a). To test the statistical significance of the path coefficients, the PLS analysis used 5,000 subsamples to generate bootstrap t-statistics with n–1 degrees of freedom (where n is the number of subsamples).

Demographic profiles of the respondents

Our data included demographic data such as gender, age, education, job experience, and banks' name. A total of 75.4% of the respondents were male and 24.6% female, 22.1% were under 30 years old, 42.5% were aged between 31 and 40, 21.1% were aged between 41 and 50, and 8.6% were aged above 50. Regarding education, 14.6% had completed high school, 16.1% had a diploma, 56.8% had a bachelor's degree, 5.7% had a master's degree, 4.6% had a Ph.D. Regarding experience, 5.7% had less than two years of experience, 18.6% had 3–5 years, 38.9% had 6–10 years, 10.4% had 11–15 years, and 26.4% had more than 16 years. Finally, with regard to the bank's names, 17.9% of our data came from MCB Bank Ltd, 13.6% from National Bank of Pakistan, 13.7% from Allied Bank Ltd, 17.1% received from Habib Bank Ltd, 16.5% from Bank Alfalah Ltd, and 10.6% from United Bank Ltd. The details are presented in Table 1.

Measurement model evaluation

Appendix 1 contains the indications for individual reliability, construct reliability, and convergent validity of all reflective latent variables. Additionally, Appendix 1 contains indices that aid in the accurate calculation of second-order formative constructs.

As shown in Appendix 1, the reliability of individual items encompassing the reflective constructs (clan, adhocracy, market, hierarchy, behavioral innovation, strategic innovation, effective resistance,

cognitive resistance, behavioral resistance, and organizational effectiveness) was considered good because their standardized loadings were higher than the minimally acceptable value of 0.7 (Hair et al., 2017). Furthermore, the construct reliability was supported in that the composite reliabilities (CR) for all the reflective constructs were 0.7 or better (Hair et al., 2017). Finally, the average variance extracted (AVE) also exceeded 0.50, supporting convergent validity (Henseler et al. 2009; Hair et al., 2017). Formative variables revealed minimal collinearity, as the respective variance inflation factors (VIF) ranged between 1.426 and 2.270 (see Appendix 1), far below the common cutoff threshold of 5 (Hair et al., 2017). Therefore, it can be concluded that collinearity does not reach critical levels in any formative construct. Finally, the significance and relevance of the outer weights and t-values of the formative constructs are examined. Thus, as Appendix 1 shows, all the formative indicators are significant (Hair et al., 2017). Therefore, we can also conclude that the formative measurement model was achieved.

Regarding discriminant validity of reflective measures, Table 2 presents evidence that the AVE for each of the reflective constructs is greater than the variance shared with the remaining constructs (Henseler et al., 2009). Discriminant validity was also supported in that an additional alternative analysis (e.g., cross-loading matrix) reflected that all the indicators of measures loaded more heavily on their intended constructs than in others (Fornell & Larcker, 1981; Henseler et al. 2009). In addition, the heterotrait-monotrait (HTMT) ratio values were analyzed to assess discriminant validity. HTMT is defined as the ratio of the average heterotrait-heteromethod correlation to the average monotrait-heteromethod correlation, according to Henseler et al. (2015). The results of the HTMT ratios in Table 3 reveal that they are below the 0.85 threshold recommended by Kline (2015). Thus, the results of this study validated the second-order formative construct, including organizational culture (clan, adhocracy, market, and hierarchy) and organizational innovation (behavioral and strategic) for organizational resistance (effective, cognitive, and behavioral).

Structural model evaluation

The control variables aid in determining whether there are any possible reasons for our results, as well as in reducing errors. Thus, none of our control variables, such as size or age, had a significant effect on organizational effectiveness (see Fig. 2).

Table 4 and Fig. 2 present the direct, indirect, and interaction effects of H₁–H₃. In support of H₁, organizational culture was significantly related to organizational effectiveness ($\beta = 0.311, t = 4.811, p < 0.000$). Regarding H₂, we predicted that the positive influence of organizational culture on organizational effectiveness is significantly mediated by organizational innovation. Therefore, we employed a bootstrapping technique with 5,000 subsamples, which revealed a significant indirect effect of organizational culture on organizational effectiveness through organizational innovation (indirect effect = 0.176, $t = 3.957, p < 0.000$). So, as Preacher and Hayes (2004, 2008) mentioned when the 95% CI does not include 0 (lower limit = 0.069, upper limit = 0.283), this indicates that there is mediation. Therefore, this study confirms the mediating effect of organizational innovation on the relationship between organizational culture and organizational effectiveness; hence, H₂ is supported.

Additionally, we examined H₃ as a simple model. Based on the results presented in Table 4 and Fig. 2, the interaction between organizational innovation and resistance has a significant effect toward organizational effectiveness ($\beta = 0.197, t = 2.167, p < 0.001$). Therefore, the moderation of organizational resistance, H₃, is supported. Thus, for the purpose of interoperation, we followed Dawson's (2014) method, where we plotted high versus low organizational resistance regression lines (+1 and –1 standard deviation from the mean). This step indicates that the positive relationship between organizational

Table 1
Respondents profile.

Demographic Item	Categories	Frequency	Percentage
Gender:	Male	211	75.4
	Female	69	24.6
	Total	280	100
Age:	Under 30	62	22.1
	31–40	119	42.5
	41–50	59	21.1
	Above 50	24	8.6
	Total	280	100
Education Level:	High School	41	14.6
	Diploma	55	16.1
	Bachelor's Degree	153	56.8
	Master's Degree	18	5.7
	Doctorate Degree	13	4.6
	Total	280	100
Job Experience:	2 Years or Less	16	5.7
	3 - 5 Years	52	18.6
	6 - 10 Years	109	38.9
	11 - 15 Years	29	10.4
	16 Years or More	74	26.4
	Total	280	100
	Banks	MCB Bank Ltd	49
National Bank of Pakistan		46	13.6
Allied Bank Ltd.		44	13.7
Habib Bank Ltd.		54	17.1
Bank Alfalah Ltd.		48	16.5
United Bank Ltd		39	10.6
Total		280	100

Table 2
Descriptive statistics, correlation matrix, and discriminant validity.

Constructs	Mean	SD	Organizational Culture	Organizational Innovation	Organizational Resistance	Organizational Effectiveness
1. Organizational Culture	4.021	0.561	0.744			
2. Organizational Innovation	3.921	0.443	0.317	0.767		
3. Organizational Resistance	4.207	0.708	0.338	0.165	0.865	
4. Organizational Effectiveness	4.015	0.522	0.553	0.293	0.245	0.731

Notes: SD = standard deviation. Bold values on the diagonal are the square roots of the average variance extracted, shared between the constructs and their respective measures. Off-diagonal elements below the diagonal are correlations among the constructs, where values between 0.12 and 0.15 are significant at $p < 0.05$, and values of or higher than 0.16 are significant at $p < 0.01$ (two-tailed test).

innovation and organizational effectiveness is stronger (the slope is more pronounced) when organizational resistance is high rather than low (see Fig. 3). Thus, organizational resistance is a positive moderation.

Finally, we examined moderated mediation (H_4) (Hayes, 2015), which suggests that the indirect effect of organizational culture on organizational effectiveness through organizational innovation is strengthened by the level of organizational effectiveness. We followed the recommendations of (Preacher et al., 2007; Hayes, 2013, 2015), and the bootstrapping procedure with 5,000 subsamples was run. Thus, according to the results shown in Table 4, the positive indirect effect of organizational culture changes at distinct levels of organizational resistance acts as a moderator (Preacher et al., 2007; Hayes, 2013). Also, Table 5 indicates that the positive indirect effect matches our prediction when organizational resistance levels are higher: at -1 standard deviation below the mean (low organizational resistance), the positive effect is weaker ($B = 0.310$, $SE = 0.054$, 95% $CI = 0.321, 0.511$) than at +1 standard deviation above it (high organizational resistance) ($B = 0.518$, $SE = 0.054$, 95% $CI = 0.421, 0.612$). Finally, the index of moderated mediation did not include 0 (index = 0.182, $SE = 0.053$, 95% $CI = 0.158, 0.244$), which meets the condition and provides evidence of moderated mediation (Hayes, 2015, 2017). Thus, organizational resistance strengthens the positive indirect effect of organizational culture on organizational effectiveness (Table 5).

Assessment of explanatory power and predictive validity using PLSpredict

First, to evaluate the model's in-sample fit, we consider R^2 . Thus, we find that the endogenous constructs (Organizational Effectiveness) gain R^2 values of around ($R^2=0.415$) which can be considered to have a moderate to substantial effect (Hair et al., 2017).

Second, we consider out-of-sample predictive power, using PLSpredict with 10 folds and one repetition to mimic how the PLS model will eventually be used to predict a new observation, rather than using the average across multiple models (Shmueli et al., 2019; Hair et al., 2019b). However, we concentrate our research on the model's main target construct to demonstrate the interpretation (organizational effectiveness) but also state the predictor estimation

statistics for all other endogenous constructs. Therefore, in the first step, we find that all the endogenous constructs' indicators outperform the most naïve benchmark (i.e., the training sample's indicator means), as all indicators yield Q^2 prediction values above 0 (see Table 6). Next, the linear regression model (LM) approach regresses all exogenous indicators on each endogenous indicator to generate predictions. In comparison with the LM outcomes, the PLS-SEM results should have a lower prediction error (e.g., in terms of RMSE or MAE) and greater Q^2 values. This means that a theoretically defined path model enhances (or at the very least does not worsen) the statistical output of available indicator data. This is the case with our model. All RMSE and MAE values for the PLS model are lower than those for the LM model. Additionally, the Q^2 values for the indicators of the PLS model are larger than those generated for the LM model (Table 6). Therefore, we can assume that our model has a high level of predictability. (Hair et al., 2019b),

Discussion and implications

This study scrutinizes the relationship between organizational culture and organizational effectiveness, using organizational innovation as a mediator, while also analyzing the contingent factor of organizational resistance on the relationship between organizational innovation and effectiveness, as well as the indirect effect of organizational culture on organizational innovation. Therefore, our study reveals that organizational culture positively influences organizational effectiveness by enhancing perceptions of organizational innovation within the organization. Significantly, the findings also reveal that employees' acceptance of change in the workplace can amplify the positive effects of organizational culture and innovation on organizational effectiveness. Therefore, this outcome leads to several vital arguments. First, organizational culture may be considered a powerful factor that rests on employees' expectations of productivity and organizational innovation within the organization. Second, employee acceptance of change is needed for the organizational culture to be the most successful. It is a positive sign when employees consider improvements more readily and see a reasonable environment and a positive sense of organizational innovation. Consequently, the degree of organizational effectiveness increases.

Table 3
Discriminant validity Via HTMT.

Constructs	Clan	Adhocracy	Market	Hierarchy	Behavioural	Strategic	Effective	Cognitive	Behavioral
Clan									
Adhocracy	0.454								
Market	0.399	0.679							
Hierarchy	0.527	0.604	0.529						
Behavioral	0.189	0.264	0.359	0.558					
Strategic	0.784	0.633	0.667	0.593	0.199				
Effective	0.511	0.771	0.652	0.623	0.521	0.345			
Cognitive	0.418	0.622	0.456	0.423	0.631	0.523	0.563		
Behavioral	0.517	0.564	0.551	0.711	0.441	0.412	0.641	0.632	

Notes: HTMT should be lower than 0.85.

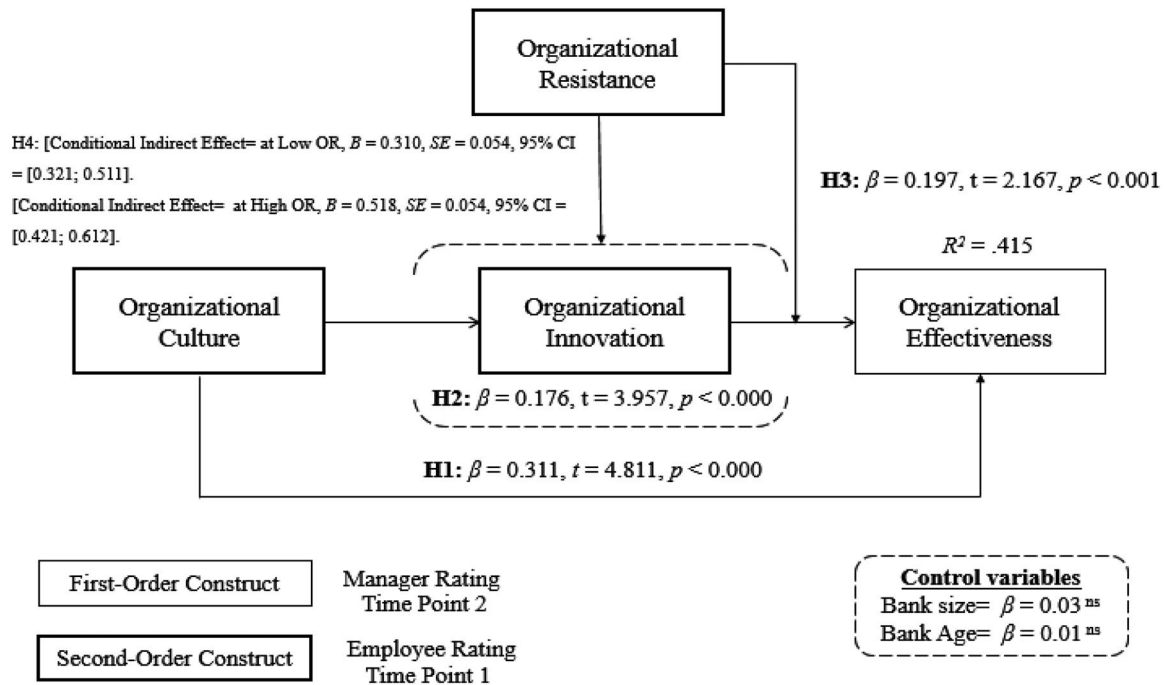


Fig. 2. Research model: hypotheses testing.

Theoretical implications

This study makes vital contributions to the literature by expanding the competing value framework, which explains the relationship between organizational culture and effectiveness in the banking sector. The competing values framework is a specific theory that provides empirical evidence regarding organizational culture and effectiveness. Previous studies have revealed a positive and significant relationship between organizational culture and organizational effectiveness (Gochhayat et al., 2017; Meng & Berger, 2019). However, this study verifies and re-establishes this relationship in the context of the Pakistani banking sector. Consequently, by investigating how organizational resistance influences organizational effectiveness in an underdeveloped country like Pakistan, this study will contribute significantly in confidently generalizing the findings to different cultures and sectors. Second, this study contributes to the extant literature on the relationship between organizational culture and effectiveness through a mechanism such as organizational innovation. To the best of our knowledge, previous studies have overlooked the link between this relationship and the underlying mechanism. This study makes a significant contribution by expanding this limited stream of research.

Importantly, this study argues that organizational culture and innovation have a positive effect on organizational effectiveness. Thus, clarifying that these effects may be contingent on the situation and, particularly, on follower-related variables, such as adapting to

changes. We identify organizational resistance as an important boundary condition for the effect of organizational culture on organizational effectiveness through organizational innovation. Thus, this study proves that adapting to changes embedded in workplace procedures and positive perception (i.e., organizational culture and innovation) prompts the effectiveness of the organization to survive in a competitive advantage in this rapid change of technology and market. Thus, organizational resistance acts as a moderator.

Managerial implications

This study has several practical implications. Usually, the banking sector in Pakistan plays a vital role in the country's economy (Asrar-ul-Haq & Kuchinke, 2016). However, most bankers, banking leaders, and executives focus on financial aspects such as how to increase sales, improve profitability, and maintain credit limits. Unfortunately, non-financial aspects that concentrate on organizational culture and major changes in banks regarding structure or employees' attitude toward change have been ignored. This is a common problem in eastern and developing countries (Aibar-Guzmán et al., 2022). They do not focus on and invest in behaviors and changes. The present study recommends to the Pakistani banking sector that they should consider banking culture as an "asset" like the assets of banks. Organizational culture can be an intangible asset of banks that can help improve banking effectiveness. Bank managers, change management practitioners, organizational development practitioners, business

Table 4
Structural path analysis: direct, indirect and simple interaction effect.

Hypothesis	Relationship	Std Beta	Std Error	t-value	p-value	Bias and Corrected Bootstrap 95% CI		Decision
						LL 95% CI	UL 95% CI	
H1	OC → OEF	0.311	0.061	4.811	0.000	0.186	0.397	Supported
H2	OC → OIN → OEF	0.176	0.047	3.957	0.000	0.069	0.283	Supported
H3	OIN × ORS → OEF	0.197	0.045	2.167	0.001	0.028	0.167	Supported

Notes: N=280. Bootstrap sample size = 5,000. SE=standard error; LL=lower limit; CI=confidence interval; UL=upper limit 95% bias-correlated CI

Notes: OC → OEF=Organizational Culture → Organizational Effectiveness; OC → OIN → OEF=Organizational Culture → Organizational Innovation → Organizational Effectiveness; OIN*ORS → OEF=Organizational Innovation × Organizational Resistance → Organizational Effectiveness.

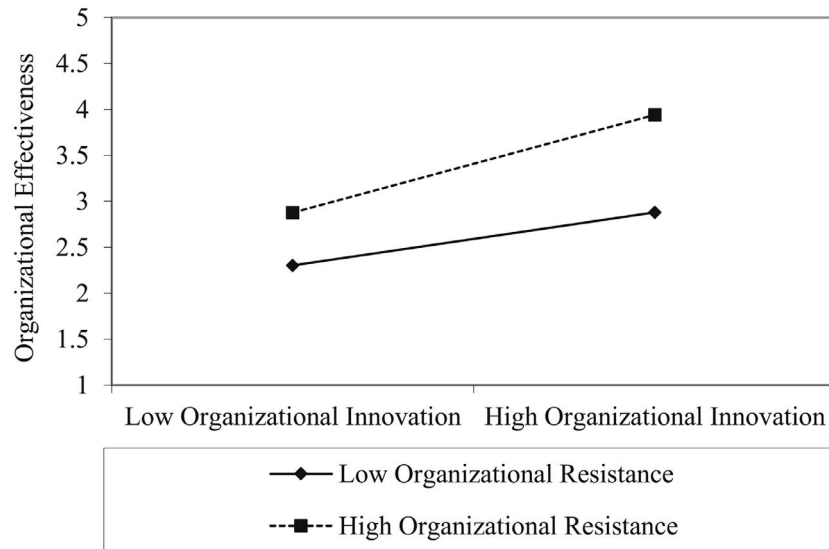


Fig. 3. Interaction plot of organizational innovation × organizational resistance on organizational effectiveness.

leaders, and change agents are beginning to raise their awareness of the importance of organizational culture. The current study hopes that awareness regarding organizational culture will be extensively increased because it has implications for the Pakistani banking sector. The Pakistani banking sector can enhance banking effectiveness by giving due attention to organizational culture, as it is an integral part of their organizations.

In addition, this study advises that the banking sector in Pakistan focus more on building organizational culture because this value is related to the organization. Practically, this culture can be viewed by both employees and customers. For instance, adapting innovation aspects that can help develop new products and services helps explore new markets and strategies. The top management of organizations always tries to improve innovation habits among employees (Wang & Ahmed, 2004). Therefore, shaping and organizational innovation with a proper introduction of innovation and a better understanding of change dynamics could be shared among employees, that leads to positive outcomes such as organizational effectiveness.

Finally, the current study suggests that Pakistan’s banking sector focuses more on building organizational culture because this value is related to the organization. However, the banking sector should differentiate between change and innovation. Resistance is a hidden factor influencing development. This study shows that the Pakistani banking sector does not have any specific culture, but uses the four cultures simultaneously. Thus, our results reveal that organizational culture, innovation, and resistance are important predictors of organizational effectiveness. Therefore, bankers and banking

management in Pakistan must recognize the importance of these factors. In addition, bankers in Pakistan need to focus on resistance practically to improve their effectiveness. Most importantly, bankers should know what kind of resistance (affective, cognitive, or behavioral) is present. By controlling for the resistance factor among employees, culture, change, and innovation can provide positive results. The current study adds new knowledge regarding organizational culture, innovation, and resistance in South Asian countries, such as Pakistan, in the banking sector.

Limitations and future research

While this study has some implications, it also has some limitations that leave an area for future research. The first drawback of this study is that it is based on cross-sectional results, which means that a causal inference cannot be drawn, making it difficult to draw conclusive conclusions about causality. Nevertheless, analyzing critical issues such as organizational culture, innovation, and effectiveness requires total anonymity, making longitudinal research difficult (e.g., Podsakoff et al., 2003). This opens the path for additional investigations into formulas for longitudinal or experimental designs that can help improve the causality of the results. The second limitation is that the sample of this study is from the banking industry in Pakistan. The cultural context in the banking industry is unlike other organization policies. Thus, future work can choose to concentrate on a different sector to validate and generalize recent evidence. Third, we gain a better understanding of the links between organizational culture and effectiveness in the banking industry. Nevertheless, other

Table 5
Conditional indirect effect of organizational culture on organizational effectiveness at values of organizational resistance.

Moderator: Organizational Resistance	Indirect effect	Boot SE	Bias and Corrected Bootstrap 95% CI	
			LL 95% CI	UL 95% CI
-1 standard deviation (-0.414)	0.310	0.054	0.321	0.511
at the mean (0.00)	0.461	0.036	0.393	0.415
+1 standard deviation (0.414)	0.518	0.054	0.421	0.612
	Index of Moderated Mediation	SE	Bias and Corrected Bootstrap 95% CI	
	0.182	0.053	LL 95% CI	UL 95% CI
			0.158	0.244

Notes: N=280. Bootstrap sample size = 5,000. SE=standard error; LL=lower limit; CI=confidence interval; UL=upper limit 95% bias-correlated CI

Table 6
PLS-predict assessment.

PLS-SEM			LM			PLS-LM				
Indicators	RMSE	MAE	Q ²	Indicators	RMSE	MAE	Q ²	RMSE	MAE	Q ²
CLN1	0.577	0.470	0.373	CLN1	0.608	0.517	0.303	-0.031	-0.047	0.070
CLN2	0.579	0.483	0.257	CLN2	0.591	0.496	0.224	-0.012	-0.013	0.033
CLN3	0.519	0.437	0.404	CLN3	0.598	0.518	0.210	-0.079	-0.081	0.194
CLN4	0.626	0.516	0.318	CLN4	0.649	0.552	0.269	-0.023	-0.036	0.049
CLN5	0.610	0.510	0.260	CLN5	0.634	0.546	0.199	-0.024	-0.036	0.061
CLN6	0.614	0.521	0.248	CLN6	0.649	0.556	0.159	-0.035	-0.035	0.089
HRC1	0.679	0.552	0.176	HRC1	0.718	0.583	0.079	-0.039	-0.031	0.097
HRC2	0.673	0.554	0.220	HRC2	0.705	0.574	0.144	-0.032	-0.020	0.076
HRC3	0.772	0.591	0.157	HRC3	0.809	0.619	0.074	-0.037	-0.028	0.083
HRC4	0.686	0.575	0.146	HRC4	0.692	0.581	0.132	-0.006	-0.006	0.014
HRC5	0.538	0.436	0.310	HRC5	0.556	0.477	0.264	-0.018	-0.041	0.046
HRC6	0.601	0.496	0.355	HRC6	0.644	0.537	0.260	-0.043	-0.041	0.095
ADH1	0.592	0.486	0.282	ADH1	0.621	0.525	0.210	-0.029	-0.039	0.072
ADH2	0.618	0.515	0.247	ADH2	0.649	0.562	0.169	-0.031	-0.047	0.078
ADH3	0.602	0.487	0.348	ADH3	0.632	0.515	0.282	-0.030	-0.028	0.066
ADH4	0.675	0.523	0.207	ADH4	0.711	0.542	0.118	-0.036	-0.019	0.089
ADH5	0.552	0.447	0.209	ADH5	0.569	0.482	0.158	-0.017	-0.035	0.051
ADH6	0.610	0.505	0.383	ADH6	0.669	0.562	0.259	-0.059	-0.057	0.124
MKT1	0.664	0.558	0.241	MKT1	0.728	0.620	0.088	-0.064	-0.062	0.153
MKT2	0.626	0.522	0.233	MKT2	0.632	0.525	0.219	-0.006	-0.003	0.014
MKT3	0.740	0.598	0.263	MKT3	0.774	0.641	0.194	-0.034	-0.043	0.069
MKT4	0.609	0.508	0.342	MKT4	0.646	0.547	0.260	-0.037	-0.039	0.082
MKT5	0.711	0.563	0.368	MKT5	0.740	0.592	0.316	-0.029	-0.029	0.052
MKT6	0.624	0.508	0.296	MKT6	0.633	0.521	0.277	-0.009	-0.013	0.019
BHR1	0.687	0.528	0.328	BHR1	0.752	0.584	0.196	-0.065	-0.056	0.132
BHR2	0.612	0.514	0.341	BHR2	0.644	0.523	0.271	-0.032	-0.009	0.070
BHR3	0.519	0.437	0.404	BHR3	0.598	0.518	0.210	-0.079	-0.081	0.194
BHR4	0.954	0.778	0.248	BHR4	1.055	0.878	0.081	-0.101	-0.100	0.167
STG1	0.672	0.535	0.285	STG1	0.687	0.545	0.253	-0.015	-0.010	0.032
STG2	0.584	0.466	0.301	STG2	0.630	0.528	0.186	-0.046	-0.062	0.115
STG3	0.622	0.513	0.352	STG3	0.644	0.548	0.305	-0.022	-0.035	0.047
STG4	0.614	0.521	0.248	STG4	0.648	0.555	0.160	-0.034	-0.034	0.088
PLS			LM			PLS-LM				
Indicators	RMSE	MAE	Q ²	Indicators	RMSE	MAE	Q ²	RMSE	MAE	Q ²
EFF1	0.982	0.795	0.169	EFF1	1.042	0.875	0.065	-0.060	-0.080	0.104
EFF2	0.632	0.513	0.148	EFF2	0.664	0.550	0.060	-0.032	-0.037	0.088
EFF3	0.577	0.470	0.373	EFF3	0.609	0.518	0.301	-0.032	-0.048	0.072
EFF4	0.610	0.510	0.260	EFF4	0.635	0.546	0.198	-0.025	-0.036	0.062
EFF5	0.579	0.483	0.257	EFF5	0.591	0.496	0.223	-0.012	-0.013	0.034
EFF6	0.983	0.829	0.173	EFF6	1.049	0.880	0.060	-0.066	-0.051	0.113
COG1	0.626	0.516	0.318	COG1	0.649	0.552	0.268	-0.023	-0.036	0.050
COG2	0.685	0.569	0.183	COG2	0.748	0.639	0.027	-0.063	-0.070	0.156
COG3	0.632	0.513	0.148	COG3	0.664	0.551	0.059	-0.032	-0.038	0.089
COG4	0.584	0.466	0.301	COG4	0.630	0.528	0.186	-0.046	-0.062	0.115
COG5	0.982	0.795	0.169	COG5	1.036	0.863	0.074	-0.054	-0.068	0.095
COG6	0.697	0.571	0.249	COG6	0.760	0.639	0.107	-0.063	-0.068	0.142
BEH1	0.562	0.442	0.370	BEH1	0.607	0.512	0.267	-0.045	-0.070	0.103
BEH2	0.604	0.482	0.342	BEH2	0.687	0.591	0.147	-0.083	-0.109	0.195
BEH3	0.589	0.488	0.407	BEH3	0.649	0.557	0.279	-0.060	-0.069	0.128
BEH4	0.660	0.543	0.271	BEH4	0.728	0.619	0.114	-0.068	-0.076	0.157
BEH5	0.672	0.535	0.285	BEH5	0.696	0.546	0.233	-0.024	-0.011	0.052
BEH6	0.983	0.829	0.173	BEH6	1.050	0.868	0.058	-0.067	-0.039	0.115
ORE1	0.954	0.778	0.248	ORE1	1.056	0.876	0.079	-0.102	-0.098	0.169
ORE2	0.626	0.516	0.318	ORE2	0.656	0.558	0.252	-0.030	-0.042	0.066
ORE3	0.614	0.521	0.248	ORE3	0.647	0.553	0.165	-0.033	-0.032	0.083
ORE4	0.632	0.513	0.148	ORE4	0.660	0.543	0.072	-0.028	-0.030	0.076
ORE5	0.579	0.483	0.257	ORE5	0.594	0.494	0.216	-0.015	-0.011	0.041
ORE6	0.711	0.563	0.368	ORE6	0.741	0.593	0.313	-0.030	-0.030	0.055
ORE7	0.612	0.514	0.341	ORE7	0.644	0.523	0.271	-0.032	-0.009	0.070
ORE8	0.602	0.487	0.348	ORE8	0.632	0.515	0.283	-0.030	-0.028	0.065
ORE9	0.740	0.598	0.263	ORE9	0.773	0.641	0.194	-0.033	-0.043	0.069
ORE10	0.675	0.523	0.207	ORE10	0.712	0.544	0.117	-0.037	-0.021	0.090
ORE11	0.626	0.522	0.233	ORE11	0.632	0.525	0.219	-0.006	0.003	0.014
ORE12	0.687	0.528	0.328	ORE12	0.752	0.584	0.196	-0.065	-0.056	0.132
ORE13	0.618	0.515	0.247	ORE13	0.649	0.562	0.169	-0.031	-0.047	0.078

Notes: PLS-SEM= Partial Least Squares Structural Equation Modeling, LM= Linear Regression Model, RMSE= Root Mean Squared Error, MAE= Mean Absolute Error, Q²= Q² Predict.

additional variables, such as knowledge management, organizational learning, employee performance, and corporate suitability, should also be analyzed in future research to explain the mediating role of organizational resistance. Furthermore, there should be more

integration and a different set of values to measure aspects of organizational culture. Therefore, it is necessary to incorporate a broader set of culture types (Hartnell et al., 2011). Finally, as mentioned previously, this study was conducted in Pakistan. As it is limited to the

Pakistani context, the results cannot be generalized to other South Asian countries due to geographical, political, cultural, and other differences.

Ethical approval

Researchers conduct studies involving human participants per institutional and national research committee’s ethical standards and the 1964 Helsinki declaration and its later amendments or comparable ethical standards.

Informed consent

We obtained informed consent from participants.

Funding

We thank the sponsor of this research.

Declaration of Competing Interest

All authors declare no conflict of interest.

Acknowledgement

The authors would like to acknowledge the reviewer comments and editorial help received during the review process.

Appendix 1. Measurement model: item loading and weight, construct reliability and convergent validity

1st-Order Constructs	2nd- Order Constructs	Items	Scale	Loading/weight	CR/VIF	AVE/t-value
Clan		CLN1: My Bank is the very personal place, it is like an extended family, people seem to share a lot of themselves.	Reflective	0.865	0.946	0.744
		CLN2: My Bank is a dynamic and entrepreneurial place; people are willing to stick their necks out and take risks.		0.863		
		CLN3: My Bank is very result oriented; a major concern is with getting the job done, people are very competitive and achievement oriented.		0.850		
		CLN4: My Bank is a very controlled and structured place; formal procedure generally governs what people do.		0.867		
		CLN5: The manager in my bank is generally considered to exemplify mentoring, facilitating, or nurturing.		0.850		
		CLN6: The manager in my bank is generally considered to exemplify entrepreneurship, innovation, or risk taking.		0.879		
Hierarchy		HRC1: The manager in my bank is generally considered to exemplify a no nonsense, aggressive, result oriented focus.	Reflective	0.866	0.946	0.745
		HRC2: The manger in my bank is generally considered to exemplify coordinating, organizing, or smooth-running efficiency.		0.849		
		HRC3: The management style in my bank is characterized by teamwork, consensus, and participation.		0.854		
		HRC4: The management style in my bank is characterized by individual risk taking, innovation, freedom, and uniqueness.		0.869		
		HRC5: The management style in my bank is characterized by hard-driving competitiveness, high demands, and achievement.		0.866		
		HRC6: The management style in my bank is characterized by security of employment, conformity, predictability, and stability in relationship.		0.874		
Adhocracy		ADH1: The glue that holds my bank together is loyalty and mutual trust, commitment to this organization runs high.	Reflective	0.877	0.946	0.746
		ADH2: The glue that holds my bank together is commitment to innovation and development. There is an emphasis on begin on the cutting edge.		0.867		
		ADH3: The glue that holds my bank together is the emphasis on the achievement and goal accomplishment.		0.859		
		ADH4: The glue that holds my bank together is formal rules and policies, maintaining a smoothly running organization is important.		0.846		
		ADH5: My bank emphasizes human development, high trust, openness, and participation persist.		0.871		
		ADH6: My Bank emphasizes acquiring new resources and creating new challenges. Trying new things and prospecting for opportunities are valued.		0.862		
Market			Reflective	0.865	0.946	0.743

(continued)

		MKT1: My bank emphasizes competitive actions and achievement. Hitting stretch targets and winning in the marketplace and dominant.				
		MKT2: My bank emphasizes permanence and stability, efficiency, control and smooth operations are important.		0.838		
		MKT3: My bank defines success on the basis of the development of human resources, teamwork, employee's commitment, and concern for people.		0.865		
		MKT4: My bank defines success on the basis of having unique or the newest products. It is a product leader and innovator.		0.866		
		MKT6: My bank defines success on the basis of winning the marketplace and outpacing competition. Competitive market leadership is key.		0.870		
		MKT6: My bank defines success on the basis of efficiency. Dependable delivery, smooth scheduling, and low-cost production are critical.		0.873		
Behavioral	Organizational Culture	Clan	Formative	0.334	1.462	3.491
		Adhocracy		0.321	1.468	3.896
		Market		0.325	1.426	4.200
		Hierarchy		0.330	1.496	2.175
		BHR1: We get a lot of support from top management if we want to try new ways of doing things.		0.859	0.930	0.768
		BHR2: In our Bank, we tolerate individuals who do things in a different way.		0.875		
		BHR3: We are willing to try new ways of doing things and seek unusual, novel solutions.		0.882		
		BHR4: Top management encourage people to think and behave in original and novel ways.		0.890		
		STG1: Our Bank's R&D or product development resources are not adequate to handle the development need of new products and services.	Reflective	0.871	0.911	0.782
		STG2: Key executives of the Bank are willing to take risks to seize and explore "chancy" growth opportunities.		0.873		
Strategical	Organizational Innovation	STG3: Senior executives constantly seek unusual, novel solutions to problems via the use of "Idea men".		0.882		
		STG4: When we see new ways of doing things, we are last at adopting them.		0.881		
		Behavioral	Formative	0.594	1.492	4.169
		Strategical		0.600	1.558	3.761
		2nd- Order Constructs Items	Scale	Loading/weight	CR/VIF	AVE/t-value
		EFF1: I believed that the change will have a negative effect on the manner in which work is performed by the division.	Reflective	0.858	0.946	0.743
		EFF2: I thought it's good that the change is taking place.		0.845		
		EFF3: I was open to consider and try out the change.		0.870		
		EFF4: I believed that the change will make my job harder.		0.879		
		EFF5: I believed that the change will benefit the division.		0.864		
Cognitive	Organizational Resistance	EFF6: I thought the change will benefit me personally.		0.857		
		COG1: I was afraid of the change.	Reflective	0.865	0.950	0.760
		COG2: I had a bad feeling regarding the change.		0.874		
		COG3: I was enthusiastic towards the change.		0.863		
		COG4: The change made me angry.		0.887		
		COG5: The change stressed me out.		0.873		
		COG6: I tended to oppose the change.		0.868		
		BEH1: I was thinking of going along with the change.	Reflective	0.857	0.947	0.749
		BEH2: I was looking for ways to prevent the change.		0.870		
		BEH3: I protested against the change.		0.867		
Behavioral	Organizational Resistance	BEH4: I complained about the change to my friends.		0.870		
		BEH5: I expressed my objections of the change to members of management.		0.860		
		BEH6: I spoke for the change.		0.870		
		Effective	Formative	0.384	2.469	1.734
		Cognitive		0.370	2.270	1.903
		Behavioral		0.363	2.438	4.980
		2nd- Order Constructs Items	Scale	Loading/weight	CR/VIF	AVE/t-value
		ORE1: My Bank improve its ability to identify new business opportunities.	Reflective	0.849	0.971	0.718
		ORE2: My Bank improve its ability to coordinate the development efforts of different units.		0.844		
				0.743		

(continued)

ORE3: My Bank improve its ability to anticipate potential market opportunities for new Products/ Services.	
ORE4: My Bank improve its ability to adapt quickly to unanticipated changes.	0.841
ORE5: My Bank improve its ability to anticipate surprise and crises.	0.844
ORE6: My Bank improve its ability to quickly adapt its goal and objectives to industry or market.	0.745
ORE7: My Bank improve its ability to decrease market response time.	0.850
ORE8: My Bank improve its ability to react to new information about banking industry.	0.911
ORE9: My Bank improve its ability to be responsive to new market demands.	0.849
ORE10: My Bank improve its ability to avoid overlapping development of corporate initiatives.	0.853
ORE11: My Bank improve its ability to streamlines its internal processes.	0.846
ORE12: My Bank improve its ability to reduce redundancy of information and knowledge.	0.854
ORE13: My Bank improve its ability to identify new business opportunities.	0.850

Notes: CR= Composite Reliability, VIF= Variance Inflation Factor, AVE= Average Variance Extracted.

References

- Abatecola, G., Breslin, D., & Kask, J. (2020). Do organizations really co-evolve? Problem-izing co-evolutionary change in management and organization studies. *Technological Forecasting and Social Change*, 155, 119964.
- Adisa, T., Oruh, E., & Akanji, B. (2020). A critical discourse analysis of the link between professional culture and organisational culture. *Employee Relations*, 42(3), 698–716.
- Afthanorhan, A., Awang, Z., Abd Majid, N., Foziah, H., Ismail, I., Al Halbusi, H., & Tehseen, S. (2021). Gain more insight from common latent factor in structural equation modeling. *Journal of Innovation & Knowledge: Conference series*. IOP Publishing 012030.
- Ahmad, Z. A., Talib, L. S. A., Rohaida, S., Sharma, T., Jauhar, J., & Effendi, A. A. (2009). *Understanding organizational behaviour* (1st ed.). New York: Oxford University Press.
- Aibar-Guzmán, B., García-Sánchez, I. M., Aibar-Guzmán, C., & Hussain, N. (2022). Sustainable product innovation in agri-food industry: Do ownership structure and capital structure matter? *Journal of Innovation & Knowledge*, 7(1) 100160.
- Aktas, E., Cicek, I., & Kiyak, M. (2011). The effect of organizational culture on organizational efficiency: The moderating role of organizational environment and CEO values. *Procedia - Social and Behavioral Sciences*, 24, 1560–1573.
- Al Halbusi, H. (2022). Who pays attention to the moral aspects? Role of organizational justice and moral attentiveness in leveraging ethical behavior. *International Journal of Ethics and Systems*. doi:10.1108/IJOES-09-2021-0180 ahead-of-print No. ahead-of-print.
- Al Halbusi, H., Williams, KA, Mansoor, H. O., Hassan, M. S., & Hamid, F. A. H. (2020). Examining the impact of ethical leadership and organizational justice on employees' ethical behavior: Does person-organization fit play a role? *Ethics & Behavior*, 30(7), 514–532.
- Alexe, C. G., & Alexe, C. M. (2018). Similarities and differentiations at the level of the industries in acquiring an organizational culture in innovation. *Procedia Manufacturing*, 22, 317–324.
- Alfes, K., Shantz, A. D., Bailey, C., Conway, E., Monks, K., & Fu, N. (2019). Perceived human resource system strength and employee reactions toward change: Revisiting human resource's remit as change agent. *Human Resource Management*, 58(3), 239–252.
- AlHrassi, J., Masa, ed, Al-Lozi, M., & Irtaimah, H. (2016). The impact of management innovation and technological innovation on organizational effectiveness: An empirical study from managerial staff perspective in Sultan Qaboos University. *Journal of Social Sciences Journal of Social Sciences (COES&RJ-JSS)*, 55(33), 2305–9249.
- Alnoor, A., Al-Abrow, H., Al Halbusi, H., Khaw, K. W., Chew, X., Al-Maatoq, M., & Alharbi, R. K. (2022). Uncovering the antecedents of trust in social commerce: An application of the non-linear artificial neural network approach. *Competitiveness Review*. doi:10.1108/CR-04-2021-0051 ahead-of-print No. ahead-of-print.
- Appio, F. P., Lima, M., & Paroutis, S. (2019). Understanding smart cities: Innovation ecosystems, technological advancements, and societal challenges. *Technological Forecasting and Social Change*, 142, 1–14.
- Ashraf, F., & Khan, M. A. (2013). Organizational innovation and organizational effectiveness among employees of cellular companies. *Pakistan Journal of Psychological Research*, 28(1), 1–24.
- Asrar-ul-Haq, M., & Kuchinke, K. P. (2016). Impact of leadership styles on employees' attitude towards their leader and performance: Empirical evidence from Pakistani banks. *Future Business Journal*, 2(1), 54–64.
- Austin, J. R., & Bartunek, J. M. (2003). Theories and practices of organizational development. *Handbook of Psychology: Industrial and Organizational Psychology*, 12(12), 309–332.
- Awasthi, M. K., Sarsaiya, S., Wainaina, S., Rajendran, K., Kumar, S., Quan, W., & Zhang, Z. (2019). A critical review of organic manure biorefinery models toward sustainable circular bioeconomy: Technological challenges, advancements, innovations, and future perspectives. *Renewable and Sustainable Energy Reviews*, 111, 115–131.
- Azar, G., & Ciabuschi, F. (2017). Organizational innovation, technological innovation, and export performance: The effects of innovation radicalness and extensiveness. *International Business Review*, 26(2), 324–336.
- Baek, P., Chang, J., & Kim, T. (2019). Organizational culture now and going forward. *Journal of Organizational Change Management*, 32(6), 650–668.
- Bamel, U., Rangnekar, S., Stokes, P., & Rastogi, R. (2013). Organizational climate and managerial effectiveness: An Indian perspective. *International Journal of Organizational Analysis*, 21(2), 198–218.
- Becker, J. M., Klein, K., & Wetzels, M. (2012). Hierarchical latent variable models in PLS-SEM: Guidelines for using reflective-formative type models. *Long Range Planning*, 45(5-6), 359–394.
- Bereznoy, A. (2019). Changing competitive landscape through business model innovation: The new imperative for corporate market strategy. *Journal of the Knowledge Economy*, 10(4), 1362–1383.
- Bustanza, O. F., Vendrell-Herrero, F., Perez-Arostegui, M., & Parry, G. (2019). Technological capabilities, resilience capabilities and organizational effectiveness. *The International Journal of Human Resource Management*, 30(8), 1370–1392.
- Cameron, K. S., & Quinn, R. E. (2011a). An Introduction to changing organisational culture: Based on the competing values framework. *Diagnosing and Changing Organisational Culture*, 1–12.
- Cameron, K., & Quinn, R. (2011b). *Competing values leadership: Creating value in organizations* (3rd ed.). San Francisco, CA: Jossey-Bass.
- Chatman, J. A., & O'Reilly, C. A. (2016). Paradigm lost: Reinvigorating the study of organizational culture. *Research in Organizational Behavior*, 36, 199–224.
- Cheah, J. H., Ting, H., Ramayah, T., Memon, M. A., Cham, T. H., & Ciavolino, E. (2019). A comparison of five reflective-formative estimation approaches: Reconsideration and recommendations for tourism research. *Quality & Quantity*, 53(3), 1421–1458.
- Chow, I. H. S. (2012). The roles of implementation and organizational culture in the HR-performance link. *The International Journal of Human Resource Management*, 23(15), 3114–3132.
- Da Silva Lopes, T., Casson, M., & Jones, G. (2019). Organizational innovation in the multinational enterprise: Internalization theory and business history. *Journal of International Business Studies*, 50(8), 1338–1358.
- Dawson, J. F. (2014). Moderation in management research: What, why, when, and how. *Journal of Business and Psychology*, 29(1), 1–19.
- Denison, D., Nieminen, L., & Kotrba, L. (2012). Diagnosing organizational cultures: A conceptual and empirical review of culture effectiveness surveys. *European Journal of Work and Organizational Psychology*, 0643(July 2015), 1–17.
- Dominguez-Escrig, E., Mallén-Broch, F. F., Lapedra-Alcamí, R., & Chiva-Gómez, R. (2019). The influence of leaders' stewardship behavior on innovation success: The mediating effect of radical innovation. *Journal of Business Ethics*, 159(3), 849–862.
- Duan, Y., Cao, G., & Edwards, J. S. (2020). Understanding the impact of business analytics on innovation. *European Journal of Operational Research*, 281(3), 673–686.
- Eby, L., Adam, D., Russell, J., & Gaby, S. (2000). Perceptions of organizational readiness for change: factors related to employees' reactions to the implementation of team-based selling. *Human Relations*, 53(3), 419–428.
- Felipe, C. M., Roldán, J. L., & Leal-Rodríguez, A. L. (2017). Impact of organizational culture values on organizational agility. *Sustainability*, 9(12), 2354.
- Fornell, C., & Larcker, D. F. (1981). Structural equation models with unobservable variables and measurement error: Algebra and statistics. *Journal of Marketing Research*, 18(1), 39–50.

- Garcia-Lorenzo, L. (2020). Organizational remembering as a trigger for cultural change: Exploring the episodic memories of a financial scandal. *Scandinavian Journal of Management*, 36(1) 101089.
- Ghazali, E. M., Al Halbusi, H., Abdel Fattah, F. A. M., Hossain Uzir, M. U., Mutum, D. S., & Tan, F.-L. (2022). A study of player behavior and motivation to purchase Dota 2 virtual in game items. *Kybernetes* ahead-of-print No. ahead-of-print <https://doi.org/sdl.idm.oclc.org/10.1108/K-08-2021-0678>.
- Gillebaart, M., & Kroese, F. M. (2020). Don't Mind If I Do": The role of behavioral resistance in self-control's effects on behavior. *Frontiers in Psychology*, 11.
- Gochhayat, J., Giri, V. N., & Suar, D. (2017). Influence of organizational culture on organizational effectiveness: A study of values, attitudes, and organizational communication. *Global Business Review*, 18(3), 691–702.
- Gold, A., Malhotra, A., & Segars, A. H. (2001). Knowledge management: An organizational capabilities perspective. *Journal of Management Information Systems*, 18(1), 85–214.
- Grabowski, L., Neher, C., Crim, T., & Mathiassen, L. (2014). Competing values framework application to organizational effectiveness in voluntary organizations: A case study. *Nonprofit and Voluntary Sector Quarterly*, 44(5), 908–923.
- Gregory, B. T., Harris, S. G., Armenakis, A. A., & Shook, C. L. (2009). Organizational culture and effectiveness: A study of values, attitudes, and organizational outcomes. *Journal of Business Research*, 62(7), 673–679.
- Grillitsch, M., Hansen, T., Coenen, L., Miorner, J., & Moodysson, J. (2019). Innovation policy for system-wide transformation: The case of strategic innovation programmes (SIPs) in Sweden. *Research Policy*, 48(4), 1048–1061.
- Hair, J. F., Sarstedt, M., & Ringle, C. M. (2019a). Rethinking some of the rethinking of partial least squares. *European Journal of Marketing*, 53(4), 566–584.
- Hair, J., Risher, J., Sarstedt, M., & Ringle, C. (2019b). When to use and how to report the results of PLS-SEM. *European Business Review*, 31(1), 2–24.
- Hair, J. F., Hult, G. T. M., Ringle, C., & Sarstedt, M. (2017). *A Primer on Partial Least Squares Structural Equation Modeling (PLS-SEM), seconded*. London: Thousand Oaks: SAGE.
- Hammond, Waleed, A., & Salwana Mohamad Asmara, Ruzaini A. Arshah, Omar A. Hammoed, Hussam Al Halbusi, Mohammed Abdullah Al-Sharafi. (2020). Factors influencing the success of information systems in flood early warning and response systems context. *Telkomnika*, 18(6), 2956–2961. doi:10.12928/TELKOMNIKA.v18i6.14666.
- Haned, N., Mothe, C., & Nguyen-Thi, T. U. (2014). Firm persistence in technological innovation: The relevance of organizational innovation. *Economics of Innovation and New Technology*, 23(5-6), 490–516.
- Hartnell, C. A., Ou, A. Y., & Kinicki, A. (2011). Organizational culture and organizational effectiveness: A meta-analytic investigation of the competing values framework's theoretical suppositions. *The Journal of Applied Psychology*, 96(4), 677–694.
- Hartnell, C. A., Ou, A. Y., Kinicki, A. J., Choi, D., & Karam, E. P. (2019). A meta-analytic test of organizational culture's association with elements of an organization's system and its relative predictive validity on organizational outcomes. *Journal of Applied Psychology*, 104(6), 832.
- Hassan, Mohammed, Salah, Ariffin, Raja, Noriza, Mansor, Norma, & Al Halbusi, Hussam (2021). The Moderating Role of Willingness to Implement Policy on Street-level Bureaucrats' Multidimensional Enforcement Style and Discretion. *International Journal of Public Administration*, 1–15. doi:10.1080/01900692.2021.2001008.
- Hassani, A., & Mosconi, E. (2022). Social media analytics, competitive intelligence, and dynamic capabilities in manufacturing SMEs. *Technological Forecasting and Social Change*, 175, 121416.
- Hayes, A. F. (2013). *Introduction to mediation, moderation, and conditional process analysis*. New York: The Guilford Press.
- Hayes, A. F. (2015). An index and test of linear moderated mediation. *Multivariate Behavioral Research*, 50(1), 1–22.
- Henseler, J., Ringle, C. M., & Sinkovics, R. R. (2009). The use of partial least squares path modelling in international marketing. In Sinkovics R. R., & Ghauri P. N. (Eds.), *New challenges to international marketing: Advances in international marketing* (pp. 277–319). Bingley: Emerald JAI Press.
- Heraclous, L. (2001). An ethnographic study of culture in the context of organizational change. *The Journal of Applied Behavioral Science*, 37(4), 426–446.
- Hofstede, G. (1980). *Culture's consequences: International differences in work-related values*. Beverly Hills CA: Sage Publications.
- Hulland, J., Baumgartner, H., & Smith, K. M. (2018). Marketing survey research best practices: Evidence and recommendations from a review of JAMS articles. *Journal of the Academy of Marketing Science*, 46(1), 92–108.
- Hult, G. T. M., Hurlley, R. F., & Knight, G. A. (2004). Innovativeness: Its antecedents and impact on business performance. *Industrial Marketing Management*, 33(5), 429–438.
- Janicijevic, N. (2011). Methodological approaches in the research of organizational culture. *Economic Annals*, 56(189), 69–100.
- Jung, C. S., & Lee, G. (2016). Organizational climate, leadership, organization size, and aspiration for innovation in government agencies. *Public Performance & Management Review*, 39(4), 757–782.
- Kelly, J. (2008). Resistance to organizational cultural change in the military-A JFO case study. *Strategy Research report*.
- Khessina, O. M., Goncalo, J. A., & Krause, V. (2018). It's time to sober up: The direct costs, side effects and long-term consequences of creativity and innovation. *Research in Organizational Behavior*, 38, 107–135.
- Kim, H., & Kim, J. (2015). A cross-level study of transformational leadership and organizational affective commitment in the Korean Local Governments: Mediating role of procedural justice and moderating role of culture types based on competing values framework. *Leadership*, 11(2), 158–185.
- Klammer, A., Grisold, T., & Gueldenberg, S. (2019). Introducing a 'stop-doing' culture: How to free your organization from rigidity. *Business Horizons*, 62(4), 451–458.
- Langer, J., & LeRoux, K. (2017). Developmental culture and effectiveness in nonprofit organizations. *Public Performance & Management Review*, 40(3), 457–479.
- Lashitew, A. A., Bals, L., & van Tulder, R. (2020). Inclusive business at the base of the pyramid: The role of embeddedness for enabling social innovations. *Journal of Business Ethics*, 162(2), 421–448.
- Lenka, S., Parida, V., Sjödin, D. R., & Wincent, J. (2018). Exploring the microfoundations of servitization: How individual actions overcome organizational resistance. *Journal of Business Research*, 88, 328–336.
- Lenka, S., Parida, V., Sjödin, D. R., & Wincent, J. (2018). Exploring the microfoundations of servitization: How individual actions overcome organizational resistance. *Journal of Business Research*, 88, 328–336.
- Lorenzo, J. R. F., Rubio, M. T. M., & Garcés, S. A. (2018). The competitive advantage in business, capabilities and strategy. What general performance factors are found in the Spanish wine industry? *Wine Economics and Policy*, 7(2), 94–108.
- Maheshwari, S., & Vohra, V. (2015). Identifying critical HR practices impacting employee perception and commitment during organizational change. *Journal of Organizational Change Management*, 28(5), 872–894.
- Manoharan, A., & Singal, M. (2019). Organizational effectiveness in hospitality: Managers perspectives. *International Journal of Hospitality Management*, 80, 123–125.
- Mathew, J. (2019). Organisational culture and effectiveness: A multi-perspective analysis on Indian knowledge-intensive firm. *Employee Relations*, 41(3), 538–551.
- Meng, J., & Berger, B. K. (2019). The impact of organizational culture and leadership performance on PR professionals' job satisfaction: Testing the joint mediating effects of engagement and trust. *Public Relations Review*, 45(1), 64–75.
- Merhi, M. I., & Ahluwalia, P. (2019). Examining the impact of deterrence factors and norms on resistance to information systems security. *Computers in Human Behavior*, 92, 37–46.
- Metwally, M., Ruiz, P., Metwally, D., & Gartzia, L. (2019). How ethical leadership shapes employees' readiness to change: The mediating role of an organizational culture of effectiveness. *Frontiers in Psychology*, 10, 2493.
- Millett, L. W. (2000). The management of organisational culture. *Australian Journal of Management & Organisational Behaviour*, 3(2), 91–99.
- Ming-Chu, Y., & Meng-Hsiu, L. (2015). Unlocking the black box: Exploring the link between perceived organizational support and resistance to change. *Asia Pacific Management Review*, 20(3), 177–183.
- Moon, Y. J., Choi, M., & Armstrong, D. J. (2018). The impact of relational leadership and social alignment on information security system effectiveness in Korean governmental organizations. *International Journal of Information Management*, 40, 54–66.
- Ode, E., & Ayavoo, R. (2020). The mediating role of knowledge application in the relationship between knowledge management practices and firm innovation. *Journal of Innovation & Knowledge*, 5(3), 210–218.
- Oreg, S. (2006). Personality, context, and resistance to organizational change. *European journal of work and organizational psychology*, 15(1), 73–101.
- Oreg, S., Bartunek, J. M., Lee, G., & Do, B. (2018). An affect-based model of recipients' responses to organizational change events. *Academy of Management Review*, 43(1), 65–86.
- Oreg, S., Vakola, M., & Armenakis, A. (2011). Change recipients' reactions to organizational change: A 60-year review of quantitative studies. *The Journal of Applied Behavioral Science*, 47(4), 461–524.
- Pakdel, A. (2016). An investigation of the difference in the impact of demographic variables on employees' resistance to organizational change in government organizations of Khorasan Razavi. *Procedia-Social and Behavioral Sciences*, 230, 439–446.
- Parke, M. R., & Seo, M. G. (2017). The role of affect climate in organizational effectiveness. *Academy of Management Review*, 42(2), 334–360.
- Perkov, D., Perkov, M., & Papic, M. (2014). Reasons for failure of change implementation and causes of resistance to organizational changes in Croatian enterprises. In an enterprise odyssey. *International Conference Proceedings* (p. 1078). University of Zagreb, Faculty of Economics and Business.
- Podsakoff, P. M., MacKenzie, S. B., & Podsakoff, N. P. (2012). Sources of method bias in social science research and recommendations on how to control it. *Annual Review of Psychology*, 63, 539–569.
- Podsakoff, P. M., MacKenzie, S. B., Lee, J. Y., & Podsakoff, N. P. (2003). Common method biases in behavioral research: A critical review of the literature and recommended remedies. *Journal of Applied Psychology*, 88(5), 879–903.
- Preacher, K. J., & Hayes, A. F. (2004). SPSS and SAS procedures for estimating indirect effects in simple mediation models. *Behavior Research Methods, Instruments, & Computers*, 36(4), 717–731.
- Preacher, K. J., Rucker, D. D., & Hayes, A. F. (2007). Addressing moderated mediation hypotheses: Theory, methods, and prescriptions. *Multivariate Behavioral Research*, 42(1), 185–227.
- Preacher, K., & Hayes, A. (2008). Asymptotic and resampling strategies for assessing and comparing indirect effects in multiple mediator models. *Behavior Research Methods*, 40, 879–891 *The sage handbook of advanced data analysis methods for communication research*, 1354.
- Quinn, R. E., & Rohrbaugh, J. (1981). A competing values approach to organizational effectiveness. *Public Productivity Review*, 122–140.
- Rafferty, A. E., & Jimmieson, N. L. (2017). Subjective perceptions of organizational change and employee resistance to change: Direct and mediated relationships with employee well-being. *British Journal of Management*, 28(2), 248–264.
- Ringle, C. M., Wende, S., & Becker, J.-M. (2015). *SmartPLS 3*. Bonningstedt: SmartPLS. Retrieved December 30, 2018, from <http://www.smartpls.com>.
- Sarstedt, M., Hair, J. F., Jr, Cheah, J. H., Becker, J. M., & Ringle, C. M. (2019). How to specify, estimate, and validate higher-order constructs in PLS-SEM. *Australasian Marketing Journal (AMJ)*, 27(3), 197–211.

- Schein, E. H. (2010). Organizational culture and leadership. *Leadership*, 2.
- Shahzad, F., Xiu, G., & Shahbaz, M. (2017). Organizational culture and innovation performance in Pakistan's software industry. *Technology in Society*, 51, 66–73.
- Shanker, R., Bhanugopan, R., Van der Heijden, B. I., & Farrell, M. (2017). Organizational climate for innovation and organizational performance: The mediating effect of innovative work behavior. *Journal of Vocational Behavior*, 100, 67–77.
- Shao, Z. (2019). Interaction effect of strategic leadership behaviors and organizational culture on IS-Business strategic alignment and Enterprise Systems assimilation. *International Journal of Information Management*, 44, 96–108.
- Shmueli, G., Sarstedt, M., Hair, J., Cheah, J., Ting, H., Vaithilingam, S., & Ringle, C. (2019). Predictive model assessment in PLS-SEM: Guidelines for using PLSpredict. *European Journal of Marketing*, 53(11), 2322–2347.
- Stanley, D. J., Meyer, J. P., & Topolnytsky, L. (2005). Employee cynicism and resistance to organizational change. *Journal of Business and Psychology*, 19(4), 429–459.
- Starzyk, A., & Sonnentag, S. (2019). When do low-initiative employees feel responsible for change and speak up to managers? *Journal of Vocational Behavior*, 115, 103342.
- Szabla, D. B. (2007). A multidimensional view of resistance to organizational change: Exploring cognitive, emotional, and intentional responses to planned change across perceived change leadership strategies. *Human Resource Development Quarterly*, 18(4), 525–558.
- Szczepańska-Woszczyna, K. (2015). Leadership and organizational culture as the normative influence of top management on employee's behaviour in the innovation process. *Procedia Economics and Finance*, 34, 396–402.
- Taylor, J. (2014). Organizational culture and the paradox of performance management. *Public Performance & Management Review*, 38(1), 7–22.
- Tehseen, S., Khalid, S., Rather, R. A., Qureshi, Z. H., & Al Halbusi, HA (2020). HRM practices for knowledge management and retail firms' performances: A comparative study among Malay and Chinese firms. *International Journal of Entrepreneurship*, 24(1), 1–7.
- Upadhyay, P., & Kumar, A. (2020). The intermediating role of organizational culture and internal analytical knowledge between the capability of big data analytics and a firm's performance. *International Journal of Information Management* 102100.
- Vakola, M., & Nikolaou, I. (2005). Attitudes towards organizational change. *Employee Relations*, 27(2), 160–174.
- Volkova, N., & Chiker, V. (2020). What demographics matter for organisational culture, commitment and identification? A case in Russian settings. *International Journal of Organizational Analysis*, 28(1), 274–290.
- Wang, C., & Ahmed, P. (2004). The development and validation of the organisational innovativeness construct using confirmatory factor analysis. *European Journal of Innovation Management*, 7(4), 303–313.
- Zhang, Z., & Zhu, X. (2012). Empirical analysis of the relationship between organizational culture and organizational performance. *National Conferenci on Information Technology and Computer Science*, 763–766.
- Zheng, W., Yang, B., & McLean, G. N. (2010). Linking organizational culture, structure, strategy, and organizational effectiveness: Mediating role of knowledge management. *Journal of Business Research*, 63(7), 763–771.
- Zhu, C. (2015). Organisational culture and technology-enhanced innovation in higher education. *Technology, Pedagogy and Education*, 24(1), 65–79.

Dr. Rana Tahir has done his Ph.D. from University Putra Malaysia (UPM) AACSB Accredited University and now serving as an Assistant Professor and HoD in UE Business School. His area of interests are research methodology, research method and design, Quantitative Methodologies, organizational development, and CSR. He has done publication and research work in well-known research journals. Moreover, he was Research Assistant in Project Title: Appreciative Inquiry (2013-2014).

Homoud Alhaidan is an Assistant Professor of Management and Information Systems Department University of Ha'il -College of Business Administration. Saudi Arabia. He obtained the Bachelor of Science in Engineering and Business, Victoria University, Australia 2005, and he holds a master's degree in business administration from Victoria University, Australia 2005, and a Doctor of Human Resources Management. University Putra Malaysia, Malaysia, 2020

Hussam Al Halbusi holds a Ph.D. in Management and Administration, currently working as Assistant Professor at Management Department, Ahmed Bin Mohammed Military College (ABMMC), Doha, Qatar. Hussam received my BSc degree with first-class honors from the University of Al Anbar in 2011. After completing my BSc in Business Management, he was awarded a Master's degree in Business policy from Fatih University Istanbul, Turkey 2015. He obtained his Ph.D. from the Faculty of Business and Accountancy (UMFBA), University of Malaya, Malaysia 2020. He researches interests lie in the areas of Strategic Management, Business Ethics, Leadership, Human Resources Management, Organizational Psychology, Organizational Sociology, Innovation, Entrepreneurship, SMEs, Technology Adaption, and Technology Addiction. He has published numerous scientific journal articles and conference papers. He is a regular reviewer of numerous prestigious journals. During his career, he was engaged in more than 50 projects.

Abdullah Kaid Al-Swidi is an Associate Professor of Management in the Department of Management and Marketing, College of Business and Economics, Qatar University. He holds a master's degree in statistics and operations research from India and a Doctor of Business Administration from Malaysia. He supervised more than 17 Ph.D. students working in different fields such as business excellence and quality management and marketing among others. His research work revolves around business excellence, green operations, and green behavior and has been published in various international peer-reviewed journals. In addition to this, he has been a professional trainer and business consultant for companies and programs in Qatar, Malaysia, and Yemen.