

A multi-criteria intelligence aid approach to selecting strategic key opinion leaders in digital business management



H.Y. Lam^{a,c}, V. Tang^{a,c}, C.H. Wu^{a,b,*}, V. Cho^d

^a Department of Supply Chain and Information Management, The Hang Seng University of Hong Kong, Shatin, Hong Kong Special Administrative Region

^b Business School, Hunan International Economics University, Changsha, Hunan 410205, China

^c Big Data Intelligence Centre, The Hang Seng University of Hong Kong, Shatin, Hong Kong Special Administrative Region

^d Department of Management & Marketing, The Hong Kong Polytechnic University, Hung Hom, Hong Kong Special Administrative Region

ARTICLE INFO

Article History:

Received 19 August 2022

Accepted 15 May 2024

Available online xxx

Keywords:

Digital business management

Key opinion leaders

Business-to-business

Artificial intelligence

Multi-criteria decision-making

JEL Classification:

D80

D81

ABSTRACT

In the wake of the global disruption caused by the coronavirus pandemic, digital channels have emerged as a significant driver of business sales. As such, the value of digital business management has received considerable attention from industrial practitioners. Beyond conventional promotion techniques, collaboration with digital market influencers has shown significant potential for business organisations by creating a circle of trust. However, managing influencers in the business-to-business market is far more complex than in business-to-consumer markets, as it involves balancing business processes, competitive advantages, company image and risks rather than solely motivating customer engagement. It is, therefore, critical for organisations to carefully select key opinion leaders (KOLs). To address this challenge, this study introduces an intelligent multi-criteria KOL analytics framework that embeds the fuzzy best-worst method and the fuzzy technique for order preference by similarity to the ideal solution. The framework converts subjective and linguistic criteria, determines the attribute most relevant to the business, and then selects the most suitable KOLs for the campaign. A case study was conducted in partnership with a digital marketing agency in Hong Kong to demonstrate the feasibility and advantages of this approach. This model facilitates the evolution of digital business management by systematically identifying and assessing KOLs, contributing to significant changes in the digital business environment for companies.

© 2024 The Authors. Published by Elsevier España, S.L.U. on behalf of Journal of Innovation & Knowledge. This is an open access article under the CC BY-NC-ND license (<http://creativecommons.org/licenses/by-nc-nd/4.0/>)

Introduction

The advent of the 'digital business' era has sparked a transformation in organisations, with emerging technologies and new analytics methods being implemented across various industries. Digital technologies have been incorporated into business practices and activities, significantly changing daily operations for many organisations (Martín-Peña et al., 2019; Reim et al., 2022). For instance, business transactions, information exchange and communication are now conducted via digital channels and platforms (Chatzoglou & Chatzoudes, 2016). Meanwhile, supplier relationships have substantially transformed due to outsourcing, globalisation and digitalisation (Gadde & Snehota, 2019). The preventive measures required by the COVID-19 pandemic, such as social distancing and working from home, have accelerated the evolution of digital business. Transactions and operations completed via online platforms – whether business-to-business (B2B) or business-to-consumer (B2C) – represent a shift towards digitalisation (Seetharaman, 2020).

* Corresponding author at: The Hang Seng University of Hong Kong, Room D614, 6/F, Block D, Hang Shin Link, Siu Lek Yuen, Shatin, Hong Kong Special Administrative Region.

E-mail address: jackwu@ieee.org (C.H. Wu).

<https://doi.org/10.1016/j.jik.2024.100502>

2444-569X/© 2024 The Authors. Published by Elsevier España, S.L.U. on behalf of Journal of Innovation & Knowledge. This is an open access article under the CC BY-NC-ND license (<http://creativecommons.org/licenses/by-nc-nd/4.0/>)

Therefore, digital business management is crucial for business transformation and survival, helping to maintain customer-perceived value in this turbulent environment.

Successful organisations typically start their digital journeys by focusing on marketing, leveraging digital marketing to reach customers across geographical boundaries (Saura, 2021; Verhoef & Bijmolt, 2019). The term 'digital marketing' refers to the adoption of digital technologies to acquire and retain customers, analyse customer preferences, promote brands and increase sales. More specifically, digital marketing is an adaptive, technology-enabled process of jointly creating, communicating, delivering and sustaining value for all stakeholders in business networks. Incorporating key opinion leaders (KOLs) is an effective digital marketing technique because KOLs can influence target audiences, boost sales and contribute to a positive company image (Cartwright et al., 2022). Over the past few years, the significant expansion of B2C e-commerce has led to the increasingly sophisticated utilisation of KOLs in B2C marketing. Utilising KOLs offers advantages such as building trust, reaching specific audiences, tailoring content and increasing profits. However, relatively few studies have discussed KOLs in the context of B2B digital business management. B2B digital marketing differs fundamentally from B2C

Table 1
Differences between B2B and B2C digital business management in marketing.

Aspect	Digital Business Management in Marketing	
	B2B	B2C
Objective	Focus on business performance, operational feasibility and domain expertise	Provide entertainment and emotional connections to drive sales
Decision drivers	Business logic and financial considerations	Emotion
Decision complexity	High; confirmation from different stakeholders (e.g. account managers) needed	Low; direct purchases made
Customer relationship	Long-term; reliable relationship with a long sales cycle for supplying the products and services expected	Short-term; spontaneous, with one-time purchases expected
Marketing measures	Social media for businesses, webinars, professional associations, online advisory services	Social media for leisure, video platforms, blogs

digital marketing, focusing on organisational requirements and fostering strategic partnerships within B2B networks.

Managing digital businesses is more complex and dynamic for B2B than B2C businesses. For example, in the B2B context, customer involvement entails mobilising resources and competencies distributed across multiple organisations (La Rocca et al., 2016) while B2C focuses on leveraging customer emotions to drive purchasing behaviour, B2B emphasises cultivating long-term, loyal relationships, thus building crucial trust between stakeholders (Håkansson & Snehota, 2017). Ford et al. (2017) underscored the significance of sales and technical managers in developing relationships between companies, noting that such relationships cannot be developed unilaterally. In the digital realm, establishing KOLs representing specific domains of expertise has become an essential element of B2B digital business management. This approach is known as ‘influencer marketing’ (Backaler, 2018). Therefore, marketing strategies amongst B2B enterprises have shifted from traditional advertisement to the adoption of industry-specific influencers to cultivate a credible online presence. Table 1 compares B2B and B2C digital business management (Iankova et al., 2019; Pandey et al., 2020).

Given their importance in B2B marketing, it is critical to establish appropriate criteria for selecting KOLs. One effective approach involves using data-driven methodologies to identify KOLs capable of influencing and shaping customer opinions (Bamakan et al., 2019). The multi-criteria intelligence aid (MCIA) methodology is valuable for effectively analysing linguistic data through quantitative analysis. By combining fuzzy set theory, artificial intelligence (AI) and multi-criteria decision aid (MCDA), MCIA offers a promising method for intuitively measuring relative importance in constructed hierarchies of various alternatives.

Consequently, it is worth exploring the utility of MCIA in digital business management to facilitate KOL identification and evaluation. Accordingly, this study investigates the role of business model innovations in the digital realm, proposing an intelligent multi-criteria KOL analytics framework (iMcKAF) for identifying and assessing KOLs to facilitate digital business management. Incorporating fuzzy set theory into MCDA enhances comprehension of the vagueness of human thinking and eliminates uncertainty in pairwise comparisons. When formulating practical applications, uncertainty is typically associated with applying the fuzzy best-worst method (BWM) and the fuzzy technique for order preference by similarity to the ideal solution (TOPSIS). The hybridisation of the fuzzy BWM and the fuzzy TOPSIS in the proposed iMcKAF, coupled with applying an AI methodology (i.e. fuzzy set theory), makes MCDA a more adaptable, practical and flexible method of evaluating KOLs. Therefore, the proposed framework provides a systematic method for selecting the most appropriate KOL to enhance B2B marketing, bolster B2B sales and optimise digital business management. In terms of analysis criteria, the expertise, novelty, influence and activity (ENIA) framework and performance metrics for digital business management enable the establishment of a comprehensive hierarchical structure for the MCIA (Li et al., 2013; Silva et al., 2020; Vieira et al., 2019).

Utilising KOLs in B2B marketing has enormous potential. However, a substantial research gap exists in understanding the

appropriate criteria for identifying and selecting the most suitable KOL to promote B2B activity. Selecting the right KOL is a critical factor influencing the success of a marketing initiative built on this promotion strategy. Companies must rely solely on the decision-maker’s knowledge and subjective experience without effective selection criteria. This process could lead to selecting a KOL unsuitable for collaboration, risking the campaign’s success. This study aims to develop a structured system for categorising and identifying relationships between criteria, e.g. expertise, background, market experience and personal characteristics. In addressing this research gap, two issues emerge: (i) a dearth of literature focused on KOL selection in a B2B digital context with relevant selection criteria and (ii) the absence of a systematic approach for identifying and evaluating appropriate KOLs in the B2B digital market. To address these issues, the following research questions are posed:

RQ1. What is the hierarchical structure for quantifying KOL selection in B2B digital business management?

RQ2. What is the systematic mechanism for identifying and assessing appropriate KOLs to facilitate B2B digital business management?

This study makes the following contributions: (i) it develops a systematic framework for identifying and classifying relevant criteria for KOL selection in B2B digital business, and (ii) it establishes a decision support model to help B2B companies choose the most appropriate KOL for product promotion based on the selection criteria.

The remainder of the paper is organised as follows. Section ‘Literature review’ reviews related research on digital business management, KOL selection and MCDA. Section ‘Research methodology’ presents the architecture of the proposed iMcKAF. Section ‘Case study analysis’ provides a case study that implements the proposed framework. Section ‘Results and discussion’ reviews the results and discusses the framework’s performance, comparing the proposed approach with the fuzzy analytic hierarchy process (AHP). Finally, Section ‘Conclusion’ presents the conclusions of this study.

Literature review

This section reviews recent studies concerning (i) digital marketing models, (ii) KOL selection and (iii) MCIA. These represent the foundations for a theoretical framework of KOL analytics.

Overview of the differences between B2B and B2C digital marketing models

The rapid growth of digital business culture has created promising business development opportunities for companies to effectively and efficiently introduce new products and services (Guo et al., 2022). Many organisations are now turning to digital marketing to facilitate customer acquisition and establish a positive image both publicly and within business networks. Unlike traditional marketing, B2B digital marketing offers interactive online platforms that enable business marketers to accurately identify prospective customers, enhance information flow and foster trust in the business ecosystem (Krishna & Singh, 2018; Pandey & Gudipudi, 2019). Moreover, there is a

distinction between B2B and B2C digital marketing at the strategic level. Most companies participating in B2B transactions are knowledgeable, tech-savvy and have solid business acumen (Lilien, 2016). B2B digital marketing focuses on value chain creation, professional content delivery, lead segmentation and customer engagement.

Conversely, B2C digital marketing focuses on brand building and end-consumer activities (Järvinen & Taiminen, 2016; Kannan & Li, 2017). In the digital age, strategies for achieving effective B2B digital marketing include business website development, search engine optimisation, online-to-office integration, social media promotion, pay-per-click campaigns and demographic targeting. The COVID-19 pandemic has accelerated the e-business transformation of B2B-centric organisations, with digital marketing adding value in this context.

Effectively leveraging social media and digital tools to promote a business to other companies is particularly crucial for driving sales (Fraccastoro et al., 2021). In recent years, KOLs have been discussed at length in the context of social media, with the term broadly referring to influencers who shape the decision-making processes and behaviours of a targeted group of customers (Lin et al., 2018). Influencers generally demonstrate high credibility, trustworthiness and professional expertise in their industry (Flodgren et al., 2019). According to Xue et al. (2023), KOLs in B2C digital markets strongly influence customer purchasing behaviours. However, research on KOLs in B2B digital marketing is still nascent (Crisafulli & Singh, 2022; Hudders et al., 2021). According to Mero et al. (2023), over 50 % of B2B companies lack the knowledge and ability to incorporate influencers into their business, as B2C strategies do not directly translate to the B2B context. This finding highlights a gap in understanding B2B digital marketing, particularly in selecting KOLs who can most effectively influence target customers and drive novel business competition.

KOL selection ontology

In digital marketing, selecting the appropriate KOLs to promote a company's products and services is crucial. According to Oueslati et al. (2020), the KOL-identification process is complex, requiring a seven-phase framework: (i) understanding the domain, (ii) specifying available features, (iii) collecting data, (iv) constructing social networks, (v) modelling data, (vi) identifying KOLs and (vii) evaluating their performance. Effective KOL identification methods can employ six different approaches: descriptive, statistical and stochastic, diffusion process-based, topological, data mining and machine learning, and hybrid content mining (Bamakan et al., 2019). Cho et al. (2012) adopted a diffusion process-based approach, considering both diffusion speed and the increasing number of consumers who trust recommended purchasing decisions. Zhang et al. (2020) employed data mining to divide user leadership into user influence and activeness and design an action chain for opinion leaders. Park and Kaye (2017) proposed a hybrid content mining approach to examine Twitter content, aiming to identify connections between opinion leaders regarding network size and civil engagement.

Pozzi et al. (2016) outlined the major challenges surrounding KOL identification for B2B-centric organisations, which include identifying intrinsic and extrinsic characteristics and evaluating their market effectiveness and influence. This underscores the importance of considering multidimensional factors such as user activities, the follower-following network structure and the flow of influential power. Conducting an in-depth study that quantifies multiple criteria becomes essential for systematically identifying, evaluating and ranking KOLs for specific business organisations (Lin et al., 2016; Zhou et al., 2018).

Multi-criteria decision-making approaches

MCDAs approaches have been extensively developed to aid multi-criteria decision-making processes. These include service assessment (Langemeyer et al., 2018), portfolio evaluation (Pasaoglu et al., 2018)

and the ranking of global market regions (Haddad et al., 2020). Four widely recognised methods of achieving multi-criteria decision-making have garnered significant attention from scholars: AHP, BWM, preference ranking organisation method for enrichment evaluations II, and elimination and choice expressing reality III. The selection of MCDA methods depends on problem features such as the nature of the alternative set, type of input set, nature of information, type of preference mode and type of decision. The decision process is also influenced by method features such as alternative ordering, criteria measure scale, preference structure, software availability and ease of use. While MCDA methods can robustly evaluate a set of alternatives using pairwise comparisons, they are less effective at intuitively capturing user preferences and understanding human thinking. The MCIA methodology – a composite of the MCDA, AI and fuzzy theories – is better equipped to handle imprecise knowledge in uncertain circumstances, making it suitable and practical for human-machine interactions (Frini, 2017). Fuzzy set theory can be embedded in existing MCDA methods to capture human intuition when making pairwise comparisons, with human expression modelled through fuzzy membership functions. For example, Sassi et al. (2015) applied MCIA to predict competitor decisions in complex business environments. The fuzzy BWM has also attracted increased attention due to its proficiency in pairwise comparisons and its ability to maintain consistency between judgements (Dong et al., 2021). This technique aims to capture the subjective judgements of decision-makers by using linguistic terms to specify the relative importance of criteria using fuzzy numbers (Amiri et al., 2021). In addition, the hybridisation of different decision analysis methods, such as AHP and TOPSIS (Bait et al., 2021; Bianchini, 2018; Leung et al., 2021), can effectively weight decision criteria to obtain a final ranking of alternatives.

Further improvements in these techniques, such as fuzzy TOPSIS, have incorporated multi-criteria decision-making (Nädaban et al., 2016; Nazim et al., 2022; Salih et al., 2019). Fuzzy TOPSIS was developed to evaluate multiple criteria of alternatives and rank them based on their similarity to an ideal solution, aiding the decision-maker in selecting the alternative that aligns most closely with their objectives (Solangi et al., 2021). Compared to typical MCDA methods, the MCIA approach provides a more robust mechanism for evaluating human intuition, which can be integrated with decision analysis methods. Therefore, they represent the 'new era' of multi-criteria decision-making.

Summary of literature review

KOL selection is a significant research focus in digital business management due to its value in sustaining business growth and development, particularly in the current digitalised environment. Professionals well-versed in digital markets can extend their impact beyond physical sales and marketing activities, significantly influencing other stakeholders and supporting the development of holistic digital business solutions. Currently, KOL selection relies heavily on human knowledge and experience, resulting in subjective decisions that can lead to inappropriate KOL selection. The scarcity of literature identifying potential KOL selection criteria in the digital B2B market exacerbates this issue. Without the support of a comprehensive decision-making system, selecting the most suitable KOL can be complicated, difficult and discouraging for businesses. To address this research gap, this study expands the scope of the MCIA methodology to encompass the selection and assessment of KOLs in the digital B2B context. This contribution aims to enhance sales and build trust within business networks.

Research methodology

An innovative business model was designed for KOL selection to facilitate digital business management. An appropriate selection mechanism can help boost sales and build trust within digital

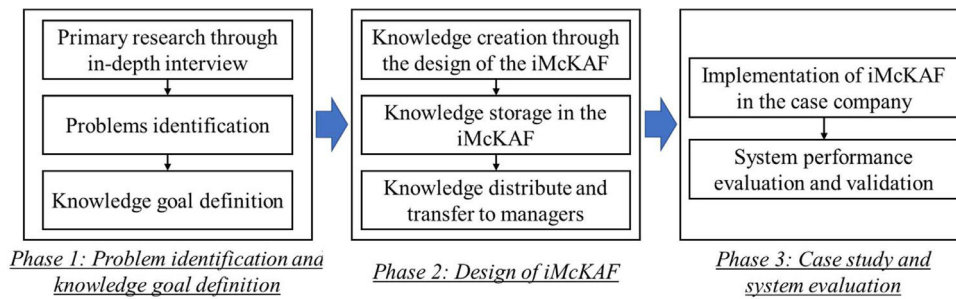


Fig. 1. Research methodology.

markets. The details of the research methodology appear in Fig. 1, identifying the three phases of the research: (i) identification and knowledge goal definition, (ii) design of the iMcKAF and (iii) case study and system evaluation.

Phase 1: problem identification and knowledge goal definition

In the first phase, in-depth consultations with managers across various companies were conducted to identify the existing challenges in digital business management and solicit opinions concerning selecting suitable KOLs. One common concern highlighted by these discussions was the importance of selecting KOLs with relevant knowledge and experience in advertising and selling B2B products and services as a company representative. This is a key consideration, as the experience of

some KOLs is limited to B2C advertising and sales. In response to the identified problems, specific knowledge goals were defined to facilitate decision-making in the KOL selection process. These data were then stored in the cloud database to design the iMcKAF.

Phase 2: design of the iMcKAF

To simplify pairwise comparisons when ranking potential KOLs, fuzzy BWM was integrated with fuzzy TOPSIS. Specifically, the weights of core and sub-criteria were assessed using fuzzy BWM, and KOLs were ranked and assessed using optimised weights and fuzzy TOPSIS. This allowed for the development of an efficient method of ranking a set of potential KOLs with fewer pairwise comparisons. Fig. 2 shows the three-tiered iMcKAF architecture.

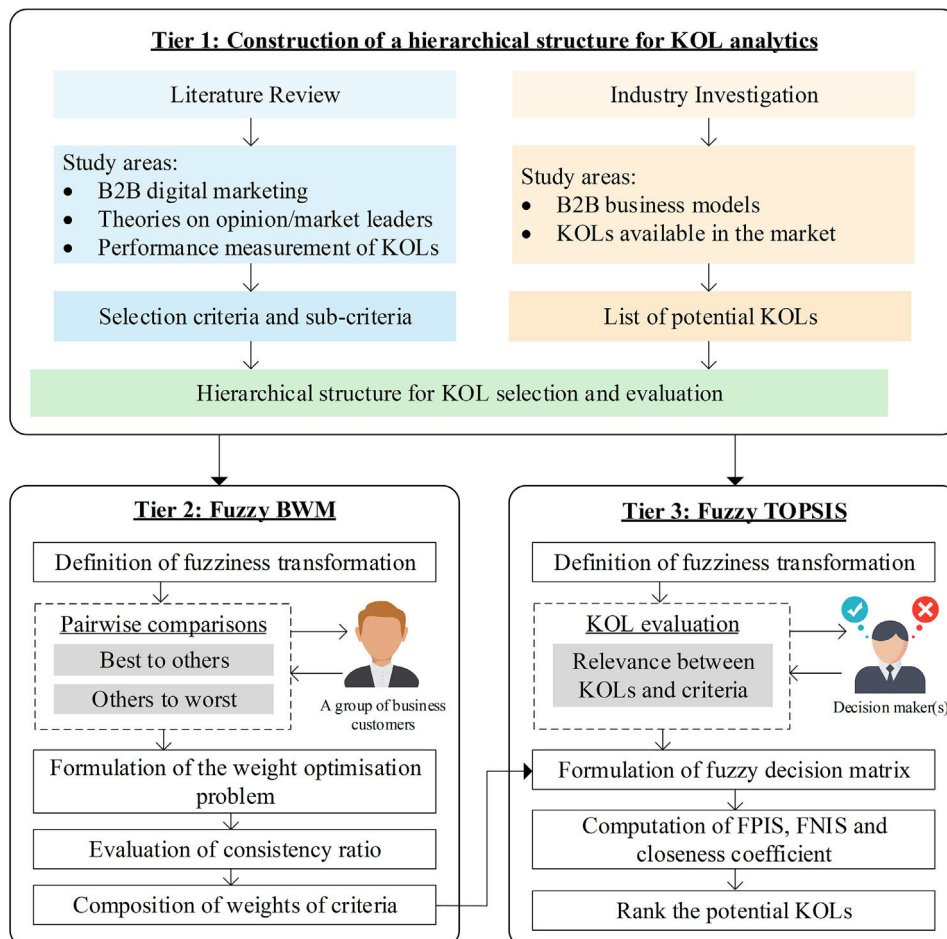


Fig. 2. The three-tiered iMcKAF framework.

Phase 3: case study and system evaluation

In Phase 3, a case study was conducted to evaluate and validate the iMcKAF model, with the case study company implementing the proposed model to support KOL selection. Subsequently, performance evaluation and validation were conducted for the iMcKAF to compare the reliability and consistency of fuzzy BWM with another traditional MCDA approach.

Tier 1: construction of a hierarchical structure for KOL analytics

Before deploying the MCIA methodology, a hierarchical structure for KOL selection and evaluation was developed. The essential elements for building the hierarchical structure were established by reviewing B2B digital marketing, theories concerning opinion and market leaders and KOL performance measurements. To comprehensively evaluate the knowledge, skills and experience of potential KOLs, five criteria and 19 sub-criteria for assessing KOLs in the context of B2B digital marketing were defined (Table 2). Additionally, an industry investigation was conducted to identify potential KOLs by studying existing B2B business models and the availability of KOLs in the market. The MCIA methodology, combining fuzzy BWM and fuzzy TOPSIS, can be implemented as a practical and intelligent approach to ranking and selecting appropriate KOLs for B2B companies.

Tier 2: fuzzy BWM for understanding customer preferences for KOLs

As the criteria are identified, each criterion is assigned a different weight based on relevance and importance. In Tier 2, a set of adjusted

weights and vectors for criteria and sub-criteria is listed in the hierarchical structure. Weighting is determined via the fuzzy BWM, specifically through pairwise comparisons conducted with targeted business customers based on formulated linguistic terms. This facilitates the subsequent quantification of market preferences regarding the criteria employed in selecting KOLs.

According to the hierarchical structure shown in Table 2, the pairwise comparisons at levels 1 and 2 were conducted for criteria **K** and sub-criteria **SK**, where $\mathbf{K} = \{K_1, K_2, \dots, K_n\}$, $\mathbf{SK} = \{SK_1, SK_2, \dots, SK_n\}$, $\mathbf{SK}_i = \{K_{i1}, \dots, K_{in_i}\}$ and $i = 1, 2, \dots, n$. The comparisons amongst criteria or sub-criteria were formulated using the triangular fuzzy number $F_i = \{l_i, m_i, u_i\}$, where l_i, m_i and u_i denote the lower bound, midpoint and upper bounds of the linguistic term i for the triangular fuzzy numbers. According to Wang (2021), fuzzy triangular numbers can more accurately handle complex and multi-criteria decision problems. For example, the linguistic term 'equally important' is represented by the triangular fuzzy number (0, 1, 2). Table 3 shows the fuzziness transformation between linguistic terms and the triangular fuzzy numbers used in the fuzzy BWM, which includes graded mean integration representation (GMIR) and consistency index (CI) for the triangular fuzzy number. The GMIR refers to the graded λ -preference integration representation, where $\lambda = 1/2$, as Eq. (1) shows, and the CI is used to measure the consistency ratio (CR) of the pairwise comparison to ensure measurement consistency.

$$GMIR(F_i) = \frac{l_i + 4m_i + u_i}{6} \tag{1}$$

The pairwise comparisons at levels 1 and 2 consider two scenarios representing differences between (i) the five major criteria and (ii)

Table 2
Criteria and sub-criteria for KOL selection.

Criterion	Sub-Criterion	Description	Refs.
C1: Domain of expertise	SC11: General business and marketing	Attraction of potential target users/organisations to increase companies' profitability	Grissa (2016), Liu et al., 2019
	SC12: Political science	Interest in launching political campaigns for promoting political missions	Horio and Shedd (2016), Nisbet and Kotcher (2009), Rocha et al. (2016)
	SC13: Public health	Dissemination of information on public health and precautionary measures	Engaz and Aarikka-Stenroos (2023), Flodgren et al. (2019), Gentina et al. (2017), Gupta et al. (2023), Srivastava et al. (2022)
	SC14: Education	Provision of a broad spectrum of knowledge and tactics to the general public and business organisations	Koeslag-Kreunen et al. (2018), Li et al. (2013), Stylianou et al. (2022)
C2: Digital marketing experience	SC21: Products/services advertisement	Level of experience advertising and selling products and services as a company representative	Litterio et al. (2017), Singh et al. (2022)
	SC22: Business network	Level of experience building business networks with internal and external customers	Andersson and Axelsson (2018), Cartwright et al. (2021)
	SC23: Social media	Level of experience using various types of social media tools and platforms	Korzynski et al. (2023), Rollins et al. (2014), Wang et al. (2017)
C3: Personal characteristics	SC31: Business connection	Ability to connect to specific business customer segments	Crisafulli and Singh (2022), Palo et al., 2019
	SC32: Innovativeness	Ability to promote products/services in an innovative manner	Rollins et al. (2014), Wang et al. (2016)
	SC33: Leadership	Leadership in the market influencing business customers in purchasing decisions	Fitriati et al. (2023), Krasikova et al. (2013), Nagy et al. (2017)
	SC34: Responsiveness	Speed of customer interactions and responses to customer enquiries	Andersson and Axelsson (2018), Holliman and Rowley (2014)
C4: Message distribution channel	SC41: Webinar	Ability to hold online seminars with presentations and real-time interaction	Bussières et al. (2017), Terho et al. (2022)
	SC42: Website	Setup of a business website to build a positive image and reputation	Drivas et al.(2017), Simoes et al. (2015)
	SC43: Online advisory services	Provision of highly customised professional advisory and consultancy services	Kajwang (2022), Nagy et al. (2017), Racherla and Friske (2012)
	SC44: Social media hub	Adoption of digital social media hubs for content aggregation to effectively control brand image and exposure	Alavi (2016)
C5: Customer engagement	SC51: Positive comments	Positive engagement and interaction with customers regarding content related to products/services	Hanna et al. (2011)
	SC52: 'Likes' rate	Degree to which business customers engage with content	Itani et al. (2022)
	SC53: 'Shares' rate	Willingness to share and recommend to others in their business network	Vieira et al. (2019)
	SC54: Click-through rate	Ratio of views by customers interested in specific content	Corstjens and Umblijs (2012), Cowan et al. (2022), Tsimonis and Dimitriadis (2014)

Table 3
Conversion between linguistic terms and triangular fuzzy numbers for the fuzzy BWM.

Linguistic term (Label)	Triangular fuzzy number	GMIR	CI
Equally important (EI)	(0, 1, 2)	1	4.5616
Somewhat important (SI)	(1, 3, 5)	3	8.7016
Considerably important (CI)	(3, 5, 7)	5	11.275
Very important (VI)	(5, 7, 9)	7	13.772
Absolutely important (AI)	(7, 9, 11)	9	16.217

the 19 sub-criteria. For every pairwise comparison, the best (most influential) and worst (least influential) criteria (i.e. K^b and K^w for major criteria and SK_i^b and SK_i^w for sub-criteria) were identified. In contrast, the best-to-others and others-to-worst pairwise comparisons were conducted using defined linguistic terms, as shown in Fig. 3. Two evaluation vectors were subsequently formulated to perform $(2n-3)$ comparisons between criteria or sub-criteria, where n is the number of criteria or sub-criteria. A nonlinear optimisation problem was formulated to determine the adjusted weights of criteria and sub-criteria. First, it was necessary to minimise the absolute gap ζ in the differences between ω_b/ω_i and the triangular fuzzy number of the best criterion K^b , and between ω_i/ω_w and the triangular fuzzy number of the worst criterion K^w . The values ω_i , ω_b and ω_w denote the fuzzy weights for criterion i , the best criterion and the worst criterion. The corresponding objective function for minimising ζ is formulated in Eq. (2). The constraints for this minimisation problem are as follows: (i) constraint (3) assesses the absolute gap between the ω_b/ω_i and the triangular fuzzy number of the best criterion K^b , which is less than ζ ; (ii) constraint (4) determines the absolute gap between ω_i/ω_w and the triangular fuzzy number of the worst criterion K^w , which is also less than ζ ; (iii) constraint (5) stipulates that the sum of GMIR values for the fuzzy weights of all criteria is equal to 1; (iv)

constraint (6) ensures that the sequence of triangular fuzzy number (l, m, u) is maintained; (v) constraint (7) ensures the non-negative integrality of the lower bounds of triangular fuzzy numbers and ζ .

$$\min. \zeta = (k, k, k) \tag{2}$$

Subject to:

$$\left| \frac{\omega_b}{\omega_j} - (l_{Bj}, m_{Bj}, u_{Bj}) \right| = \left| \frac{(l_B, m_B, u_B)}{(l_j, m_j, u_j)} - (l_{Bj}, m_{Bj}, u_{Bj}) \right| \leq \zeta \tag{3}$$

$$\left| \frac{\omega_j}{\omega_w} - (l_{jw}, m_{jw}, u_{jw}) \right| = \left| \frac{(l_j, m_j, u_j)}{(l_w, m_w, u_w)} - (l_{jw}, m_{jw}, u_{jw}) \right| \leq \zeta \tag{4}$$

$$\sum_{j=1}^n R(w_j) = 1 \tag{5}$$

$$l_j \leq m_j \leq u_j \tag{6}$$

$$l_j, \zeta \geq 0 \tag{7}$$

When using fuzzy BWM, the CR can be measured to determine the consistency of the results. For example, a small CR value (i.e. ≤ 0.1) is preferred. The CR is calculated by dividing the obtained optimal ζ^* value by the CI, where the CI is the maximum possible ζ value in a pairwise comparison. CI values between 0 and 1 can be determined by solving a quadratic equation at the highest level of a linguistic term used in the pairwise comparison, as shown in Eq. (8), where u_0 denotes the largest of the upper bound fuzzy numbers of the linguistic terms used in a pairwise comparison.

$$\zeta^2 - (1 + 2u_0)\zeta + (u_0^2 - u_0) = 0 \tag{8}$$

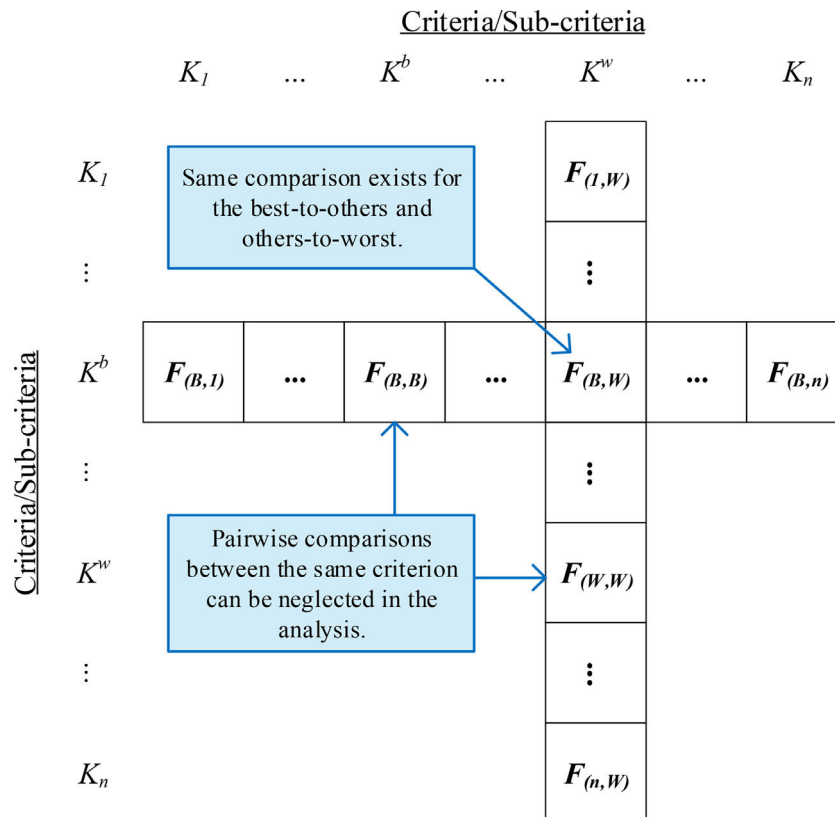


Fig. 3. Best-to-others and others-to-worst pairwise comparisons.

Table 4
Notations used in the fuzzy BWM model.

Notation	Description
K	Set of criteria
K_i	The i th criterion
SK	Set of sub-criteria
SK_i	The i th sub-criterion
K_{ij}	The j th sub-criterion of the i th criterion
n_i	The number of sub-criteria in the i th criterion
F_i	The i th triangular fuzzy number
l_i	The lower bound of F_i
m_i	The midpoint of F_i
u_i	The upper bound of F_i
GMIR	Graded mean integration representation
λ	Graded preference of the graded mean integration representation
CI	Consistency index
CR	Consistency ratio
K_i^b	The best i th criterion
K_i^w	The worst i th criterion
SK_i^b	The best i th sub-criterion
SK_i^w	The worst i th sub-criterion
ω_i	The fuzzy weight for criterion i
ω_b	The fuzzy weight for the best criterion
ω_w	The fuzzy weight for the worst criterion
ζ	Objective value in nonlinear form
$R(w_j)$	GMIR values of criterion j
u_0	The largest of the upper bound fuzzy numbers in the pairwise comparison
ζ^*	The optimal objective value

The output of the above approach determines the optimal value of ζ and the fuzzy weights of the major criteria and sub-criteria in the hierarchical structure. This enables the derivation of the sets of adjusted weights for criteria and sub-criteria. The notations used in the fuzzy BWM model are summarised in Table 4.

Tier 3: fuzzy TOPSIS for ranking potential KOLs

Fuzzy TOPSIS (rather than the fuzzy BWM) was employed to determine the suitability of the KOLs for the designated business customers. This reduced the complexity associated with ranking a large group of KOLs based on the major criteria and sub-criteria. As with the fuzzy BWM, a conversion table between linguistic terms and triangular fuzzy numbers was required for fuzzy TOPSIS (Table 5).

In the fuzzy TOPSIS process, decision-makers at B2B digital marketing service providers evaluate a set of KOLs using the 19 level-2 sub-criteria to formulate the fuzzy decision matrix. Table 6 presents the notations used for fuzzy TOPSIS. The identified sub-criteria were then classified as benefit or cost characteristics. This refers to whether they are favourable or unfavourable in terms of the goal of the MCI, namely, KOL selection in the B2B market of interest. Next, the normalised fuzzy decision matrix $\{n_{pq}\}$ can be established, as in Eq. (9), where p and q represent the sets of KOL alternatives and sub-criteria. This is then multiplied by the fuzzy weights of the sub-criteria obtained via fuzzy BWM to establish the weighted normalised fuzzy decision matrix, as in Eq. (10).

Table 5
Conversion between linguistic terms and triangular fuzzy numbers for fuzzy TOPSIS.

Linguistic term (Label)	Triangular fuzzy number	GMIR
Least outstanding (LO)	(1, 2, 3)	2
Weakly outstanding (WO)	(2, 3, 4)	3
Moderately outstanding (MO)	(3, 4, 5)	4
Very outstanding (VO)	(4, 5, 6)	5
Significantly outstanding (SO)	(5, 6, 7)	6

Table 6
Notations in the fuzzy TOPSIS model.

Notation	Description
ω_q^*	Adjusted weights for criteria q
l_q^*	The lower bound of the adjusted weights for criteria q
m_q^*	The midpoint of the adjusted weights for criteria q
u_q^*	The upper bound of the adjusted weights for criteria q
n_{pq}	Entries to the normalised fuzzy decision matrix
\bar{l}_{pq}	The normalised lower bound
\bar{m}_{pq}	The normalised midpoint of F_i
\bar{u}_{pq}	The normalised upper bound of F_i
v_{pq}	Entries to the weighted normalised fuzzy decision matrix
E^+	The fuzzy positive ideal solution
E^-	The fuzzy negative ideal solution
d_p^+	Distance between E^+ and alternative p
d_p^-	Distance between E^- and alternative p
CC_i	Closeness coefficient for KOL i

$$n_{pq} = (\bar{l}_{pq}, \bar{m}_{pq}, \bar{u}_{pq}) = \begin{cases} \left(\frac{l_{pq}}{u_{pq}^*}, \frac{m_{pq}}{u_{pq}^*}, \frac{u_{pq}}{u_{pq}^*} \right), & \text{where } u_{pq}^* = \max_q(u_{pq}) \text{ for benefit criteria} \\ \left(\frac{l_{pq}}{u_{pq}^*}, \frac{l_{pq}}{m_{pq}^*}, \frac{l_{pq}}{l_{pq}^*} \right), & \text{where } l_{pq}^* = \min_q(l_{pq}) \text{ for cost criteria} \end{cases} \quad (9)$$

$$v_{pq} = n_{pq} \times \omega_q^* = (\bar{l}_{pq}, \bar{m}_{pq}, \bar{u}_{pq}) \otimes (l_q^*, m_q^*, u_q^*) \quad (10)$$

Subsequently, the fuzzy positive ideal solution (PIS) and fuzzy negative ideal solution (NIS) can be computed, as in Eq. (11). This enables two vectors, E^+ and E^- , to be obtained as a collection of fuzzy PISs and fuzzy NISs for all sub-criteria.

$$E^{+/-} = (v_1^{+/-}, v_2^{+/-}, \dots, v_q^{+/-}), \text{ where } v_q^+ = \max_p(v_{pq}) \text{ and } v_q^- = \min_p(v_{pq}) \quad (11)$$

The distance matrices for (i) E^+ and each alternative and (ii) E^- and each alternative can also be measured, allowing evaluation of the distances d^+ and d^- by summing the distances between all sub-criteria, as in Eq. (12), where $d(v_{ps}, v_s^{+/-}) = \sqrt{\frac{1}{3}[(l_{psk} - l_{sk}^{+/-})^2 + (m_{psk} - m_{sk}^{+/-})^2 + (u_{psk} - u_{sk}^{+/-})^2]}$. Thus, vectors d^+ and d^- can be determined for all KOL alternatives.

$$d_p^{+/-} = \sum_{s=1}^q d(v_{ps}, v_s^{+/-}) \quad (12)$$

Finally, the closeness coefficient CC_i can be computed using Eq. (13) for the set of potential alternative KOLs. According to the derived CC_i value, the decision-maker can rank potential KOLs for designated business customers. This enables the decision-maker to select the most appropriate KOL to promote the company's products and services and establish trust with target customers.

$$CC_i = \frac{d_i^-}{d_i^- + d_i^+} \quad (13)$$

Case study analysis

This section presents a case study in which the effectiveness and feasibility of the proposed iMcKAF were tested through its implementation at a marketing agency in Hong Kong specialising in B2B digital marketing. The agency adopted the proposed framework to select the most appropriate KOL for maximising customer value in B2B transactions, business performance and brand building.

Industrial background and motivation

Digital marketing is more complex for B2B than for B2C businesses. D.M. Digital Marketing Company Limited (an alias, hereafter

D.M.), the B2B digital marketing agency under investigation in this case study, is a renowned digital marketing agency headquartered in Hong Kong, offering customised integrated digital marketing, social media marketing, creative marketing campaigns and influencer marketing solutions. According to D.M., B2B digital marketing demands professionalism and clarity. The company aims to establish a professional and trustworthy image amongst its intended business clientele, fostering collaboration and encouraging transactions. Regarding business growth, companies exclusively focused on B2B services and transactions prioritise profitability.

Moreover, effective B2B digital marketing strategies should motivate and persuade entire stakeholder groups and target customers to consider increasing marketing campaign budgets. Marketing agencies traditionally identify KOLs for specific business networks through professional associations, business exhibitions, conferences and face-to-face meetings. In the wake of the COVID-19 pandemic and its impact on global technological development, KOL identification has expanded to business-orientated social media (e.g. LinkedIn). While D.M. has adopted effective measures for identifying KOLs, recommending the most appropriate KOL to maximise benefits in the B2B market remains challenging. Within the B2B sector, establishing a systematic method for ranking potential KOLs and selecting the most appropriate one can effectively foster business collaborations between KOLs and companies, thereby enhancing synergy across business networks.

Implementing the iMcKAF

The criteria and sub-criteria for KOL selection (Table 2) were integrated into the analytical process for implementing the iMcKAF at the case study company. Subsequently, KOL selection can be incorporated as a service available on B2B digital marketing platforms. The overall implementation process requires four core steps: (i) collecting data from the B2B company, (ii) determining the adjusted weights for criteria and sub-criteria, (iii) collecting data from the decision-maker and (iv) ranking potential KOLs and selecting a suitable KOL.

Step 1: collecting data from B2B companies

First, the selection criteria and sub-criteria preferences of B2B companies were collected. These preferences indicate a company's intention to deploy the KOL for business development. B2B digital marketing agencies must understand the needs of B2B companies to position KOLs within these companies more effectively. To demonstrate the analytics process, T.C. Training Company Limited (an alias, hereafter T.C.), a B2B company that promotes training and certification programs to corporations via B2B digital marketing channels, was selected to rate the criteria and sub-criteria using linguistic expressions. T.C. suggested that criterion C1 was the best and criterion C4 was the worst. Table 7 summarises T.C.'s best-to-others and others-to-worst pairwise comparisons.

After rating the criteria, the five groups of sub-criteria were individually assessed to understand the detailed requirements of KOL selection. Table 8 summarises the linguistic evaluations of the sub-criteria within the five core criteria. After collecting opinions on the criteria and sub-criteria, a systematic approach (the fuzzy BWM) was

Table 7
T.C.'s pairwise comparisons of the KOL selection criteria.

Linguistic evaluation of C1, C2, C3, C4 and C5					
Best-to-others	C1	C2	C3	C4	C5
- C1 (Best)	–	SI	VI	AI	CI
Others-to-worst	C1	C2	C3	C4	C5
- C4 (Worst)	AI	CI	SI	–	CI

Note: The code names for the criteria and linguistic terms appear in Tables 2 and 3.

Table 8
T.C.'s pairwise comparisons of the KOL selection sub-criteria.

Linguistic evaluation of SC11, SC12, SC13 and SC14 (C1)				
Best-to-others	SC11	SC12	SC13	SC14
- SC14 (Best)	EI	VI	SI	–
Others-to-worst	SC11	SC12	SC13	SC14
- SC12 (Worst)	CI	–	EI	VI
Linguistic evaluation of SC21, SC22 and SC23 (C2)				
Best-to-others	SC21	SC22	SC23	
- SC23 (Best)	AI	SI	–	
Others-to-worst	SC21	SC22	SC23	
- SC21 (Worst)	–	CI	VI	
Linguistic evaluation of SC31, SC32, SC33 and SC34 (C3)				
Best-to-others	SC31	SC32	SC33	SC34
- C32 (Best)	CI	–	SI	VI
Others-to-worst	SC31	SC32	SC33	SC34
- C34 (Worst)	EI	VI	SI	–
Linguistic evaluation of SC41, SC42, SC43 and SC44 (C4)				
Best-to-others	SC41	SC42	SC43	SC44
- C44 (Best)	VI	AI	SI	–
Others-to-worst	SC41	SC42	SC43	SC44
- C42 (Worst)	EI	–	SI	AI
Linguistic evaluation of SC51, SC52, SC53 and SC54 (C5)				
Best-to-others	SC51	SC52	SC53	SC54
- C53 (Best)	SI	EI	–	VI
Others-to-worst	SC51	SC52	SC53	SC54
- C54 (Worst)	EI	CI	VI	–

Note: The code names for the criteria and linguistic terms appear in Tables 2 and 3.

applied to obtain the corresponding adjusted vectors supporting the fuzzy TOPSIS-based KOL selection process.

Step 2: determining the adjusted weights for criteria and sub-criteria

Based on the pairwise comparisons of the criteria and sub-criteria, the arrays of adjusted weights were computed by solving the optimisation problem mentioned in Section "Phase 2: design of the iMcKAF". For the core criteria, the fuzzy weights aggregated using GMIR are 0.5274, 0.1621, 0.1023, 0.0495 and 0.1587, which refer to specific fuzzy weights for C1, C2, C3, C4 and C5, respectively, with ζ^* equalling 1.73. The GMIR weights of the sub-criteria for the five groups can thus be obtained. Table 9 shows that SC23, SC32 and SC44 were the criteria of greatest concern to T.C. The corresponding ζ^* values for the pairwise comparisons of sub-criteria in the groups C1, C2, C3, C4 and C5 are 0.95, 1.00, 0.58, 0.69 and 0.95. The resulting fuzzy composite weights of the sub-criteria were calculated accordingly for the further fuzzy TOPSIS-based analysis, where the two membership functions were multiplied by each other. For example, the composite fuzzy weight of the sub-criterion SC11 is $[0.4763, 0.5307, 0.5652] \otimes [0.2606, 0.2720, 0.4068] = [0.1241, 0.1444, 0.2299]$.

Step 3: collecting data from decision-makers

After T.C.'s preferences had been collected, the decision-makers at D.M. selected the appropriate KOL. In this scenario, 10 potential KOLs underwent final ranking and evaluation based on 19 defined sub-criteria, enabling D.M. to assign appropriate linguistic expressions (Table 3) to each item. Table 10 summarises the linguistic terms assigned to these 10 potential KOLs by the decision-makers. According to the results, only the SC34 criterion characterises the cost feature (–), with all other criteria characterising the benefit feature (+). Linguistic expressions are represented by corresponding membership functions that can be analysed using fuzzy TOPSIS, as discussed in Section "Phase 3: case study and system evaluation".

Step 4: ranking potential KOLs and selecting a suitable KOL

Weighted normalised decision matrices were determined to analyse the ratings documented in Table 10, allowing the formulation of two vectors of fuzzy PIS and fuzzy NIS (i.e. E^+ and E^-). Based on E^+

Table 9
Summary of composite fuzzy weights of sub-criteria.

Sub-criteria	Weight and vectors of core criteria	Fuzzy weight of sub-criteria	Composite fuzzy weights	
SC11	GMIR = 0.5274, [0.4763, 0.5307, 0.5652]	[0.2606, 0.272, 0.4068]	[0.1241, 0.1444, 0.2299]	
SC12		[0.0672, 0.0672, 0.0955]	[0.032, 0.0357, 0.054]	
SC13		[0.0909, 0.1311, 0.1983]	[0.0433, 0.0696, 0.1121]	
SC14		[0.3869, 0.518, 0.5408]	[0.1843, 0.2749, 0.3056]	
SC21		GMIR = 0.1621, [0.0902, 0.1621, 0.2343]	[0.0682, 0.0783, 0.0852]	[0.0061, 0.0127, 0.02]
SC22	[0.1705, 0.3134, 0.4091]		[0.0154, 0.0508, 0.0958]	
SC23	[0.5114, 0.6268, 0.6818]		[0.0461, 0.1016, 0.1597]	
SC31	GMIR = 0.1023, [0.0662, 0.1006, 0.1454]		[0.0779, 0.1058, 0.1811]	[0.0052, 0.0106, 0.0263]
SC32			[0.5904, 0.5904, 0.5904]	[0.0391, 0.0594, 0.0859]
SC33		[0.1337, 0.1883, 0.3732]	[0.0088, 0.0189, 0.0543]	
SC34		[0.0701, 0.0779, 0.1337]	[0.0046, 0.0078, 0.0194]	
SC41		GMIR = 0.0495, [0.0444, 0.0495, 0.0546]	[0.0638, 0.0918, 0.1345]	[0.0028, 0.0045, 0.0073]
SC42	[0.06, 0.0697, 0.0918]		[0.0027, 0.0034, 0.005]	
SC43	[0.1436, 0.2512, 0.3417]		[0.0064, 0.0124, 0.0187]	
SC44	[0.5791, 0.5791, 0.6184]		[0.0257, 0.0287, 0.0338]	
SC51	GMIR = 0.1587, [0.0696, 0.1621, 0.2343]		[0.0857, 0.1236, 0.1869]	[0.006, 0.02, 0.0438]
SC52		[0.1845, 0.3769, 0.4014]	[0.0128, 0.0611, 0.0941]	
SC53		[0.3647, 0.4646, 0.5098]	[0.0254, 0.0753, 0.1194]	
SC54		[0.0633, 0.0633, 0.0901]	[0.0044, 0.0103, 0.0211]	

Table 10
Evaluations of KOLs by decision-makers based on defined sub-criteria.

	Potential KOLs									
	1	2	3	4	5	6	7	8	9	10
SC11 (+)	WO	VO	WO	SO	WO	MO	VO	LO	SO	MO
SC12 (+)	MO	SO	MO	MO	WO	VO	LO	WO	WO	VO
SC13 (+)	VO	VO	VO	WO	WO	MO	SO	LO	WO	LO
SC14 (+)	VO	MO	VO	WO	VO	MO	WO	WO	LO	MO
SC21 (+)	SO	MO	LO	LO	WO	WO	MO	MO	SO	VO
SC22 (+)	LO	MO	SO	WO	LO	LO	LO	VO	SO	SO
SC23 (+)	VO	MO	MO	VO	SO	LO	WO	MO	WO	VO
SC31 (+)	SO	VO	SO	WO	LO	MO	VO	LO	VO	LO
SC32 (+)	LO	VO	MO	SO	MO	MO	WO	MO	VO	WO
SC33 (+)	WO	WO	SO	LO	VO	LO	WO	WO	LO	LO
SC34 (-)	WO	VO	SO	LO	VO	SO	MO	LO	WO	VO
SC41 (+)	VO	VO	MO	MO	VO	LO	MO	SO	WO	WO
SC42 (+)	LO	VO	SO	WO	MO	LO	MO	VO	VO	WO
SC43 (+)	WO	MO	VO	SO	LO	WO	WO	MO	VO	LO
SC44 (+)	VO	MO	VO	LO	SO	WO	LO	WO	VO	MO
SC51 (+)	MO	VO	LO	MO	LO	LO	VO	SO	VO	MO
SC52 (+)	VO	LO	SO	WO	MO	VO	MO	WO	LO	LO
SC53 (+)	WO	LO	MO	WO	MO	SO	VO	MO	SO	MO
SC54 (+)	SO	WO	LO	VO	SO	MO	VO	VO	LO	VO

and E^- , d^+ and d^- (representing the distance vectors from all sub-criteria to the fuzzy PIS or fuzzy NIS, respectively) were calculated. The closeness coefficients for all sub-criteria were obtained by aggregating the results of d^+ and d^- (Table 11) and ranking the potential KOLs accordingly. This process revealed that KOL 3 is the most appropriate choice for T.C.

Table 11
Summary of KOL ranking and selection.

Potential KOLs	1	Distance d^+	Distance d^-	CC_i
	1	0.2913	0.3482	0.5446
	2	0.2761	0.3615	0.5670
	3	0.2353	0.4027	0.6312
	4	0.3204	0.3160	0.4966
	5	0.2939	0.3421	0.5379
	6	0.3509	0.2871	0.4500
	7	0.3579	0.2820	0.4407
	8	0.4216	0.2145	0.3372
	9	0.3354	0.3009	0.4729
	10	0.3347	0.3013	0.4737

Results and discussion

The feasibility of the proposed framework (iMcKAF) was verified using the case study analysis. This section investigates three aspects of the research outcomes: (i) performance evaluation, (ii) implications for KOL selection and (iii) theoretical and practical contributions.

Performance evaluation of the iMcKAF

Building on the various MCDA methodologies, the proposed framework creates a hybrid of fuzzy BWM and fuzzy TOPSIS to achieve systematic functionality in KOL selection. Traditionally, integrating fuzzy AHP and fuzzy TOPSIS has garnered significant attention in solving multi-criteria selection problems. This MCDA approach proves promising, easy to apply, adaptable and effective in facilitating the selection process in business environments and addressing various industrial challenges (Agrawal et al., 2019; Bait et al., 2021; Leung et al., 2021; Sirisawat & Kiatcharoenpol, 2018). However, fuzzy AHP has several drawbacks, including its unsuitability for pairwise comparisons and difficulty maintaining measurement consistency (Guo & Zhao, 2017). When fuzzy AHP is replaced with fuzzy BWM, pairwise comparisons decrease from $n(n - 1)/2$ to $2n - 3$, improving the ease of using the MCIA methodology and enhancing measurement reliability and consistency. The case study also involved a comparative analysis of CRs between fuzzy AHP and fuzzy BWM (Fig. 4) that revealed that the reliability and consistency of the pairwise comparison using fuzzy BWM outperforms the pairwise comparison using fuzzy AHP. Therefore, the integration of fuzzy BWM and fuzzy TOPSIS warrants further investigation as an alternative to fuzzy AHP.

Implications for KOL selection

The proposed framework empowers marketing agencies to recommend KOLs who are best suited to B2B companies based on their domain expertise, digital marketing experience, personal characteristics, message distribution channel and customer engagement. The case study results indicate that the proposed framework can effectively resolve existing challenges in KOL selection while systematically collecting and evaluating the perspectives and needs of both the B2B company and decision-makers at the marketing agency. Building on existing approaches to KOL identification in business networks, this study analysed the challenge of identifying KOLs in the B2B

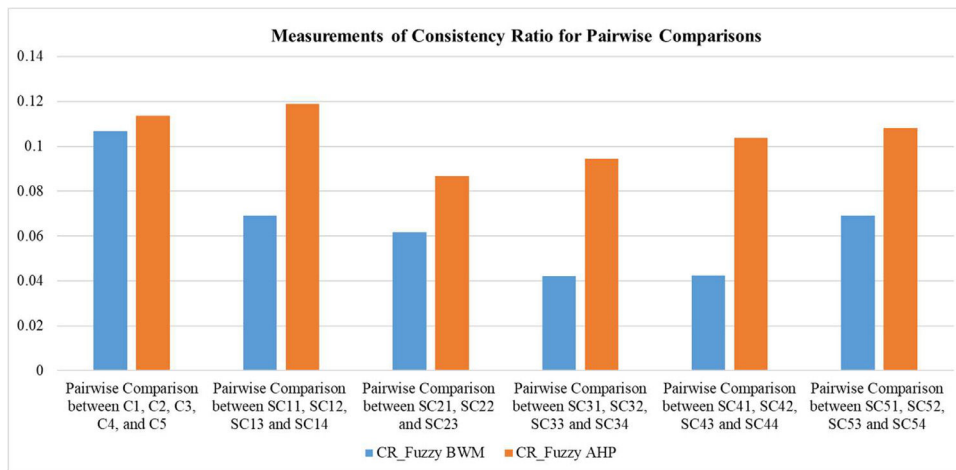


Fig. 4. Comparison of CRs when using the fuzzy BWM versus the fuzzy AHP.

context, considering multidimensional factors. Rather than simply applying multi-criteria decision-making approaches, an element of AI (i.e. data fuzziness) was embedded to develop the MCIA approach. This approach strengthened the methodology's capacity to understand linguistic expressions by businesspeople and decision-makers, embedding intelligence in decision aid for KOL selection. This study has developed intelligent platforms that allow B2B digital marketing agencies to provide comprehensive solutions for business promotion, brand building and opportunity exploration by facilitating the selection of the right KOL to act as the company's public representative (Fig. 5). Combined with existing KOL identification mechanisms and digital transformations, such as robotic process automation, intelligent agents can be designed and developed to effectively and consistently contribute to decision-making processes in alignment with prominent initiatives of the digital age.

Theoretical and practical contributions

This study synthesised the hierarchical structure of KOL selection via an extensive investigation of the recent literature, leading to the selection of five core criteria and 19 corresponding sub-criteria to contribute to a critical decision-making process in B2B digital marketing: KOL ranking and selection. A novel integration of the fuzzy BWM with fuzzy TOPSIS was proposed as an MCIA methodology to achieve this goal. This approach offers advantages, including simplifying pairwise comparisons, assessing data fuzziness, and improving measurement consistency. This integration can be extended to other B2B digital marketing domains that must consider multidimensional criteria, such as marketing strategy selection, market evaluation and performance measurement. Most prominently, this study has explored intelligent solutions for KOL selection, a critical step in B2B

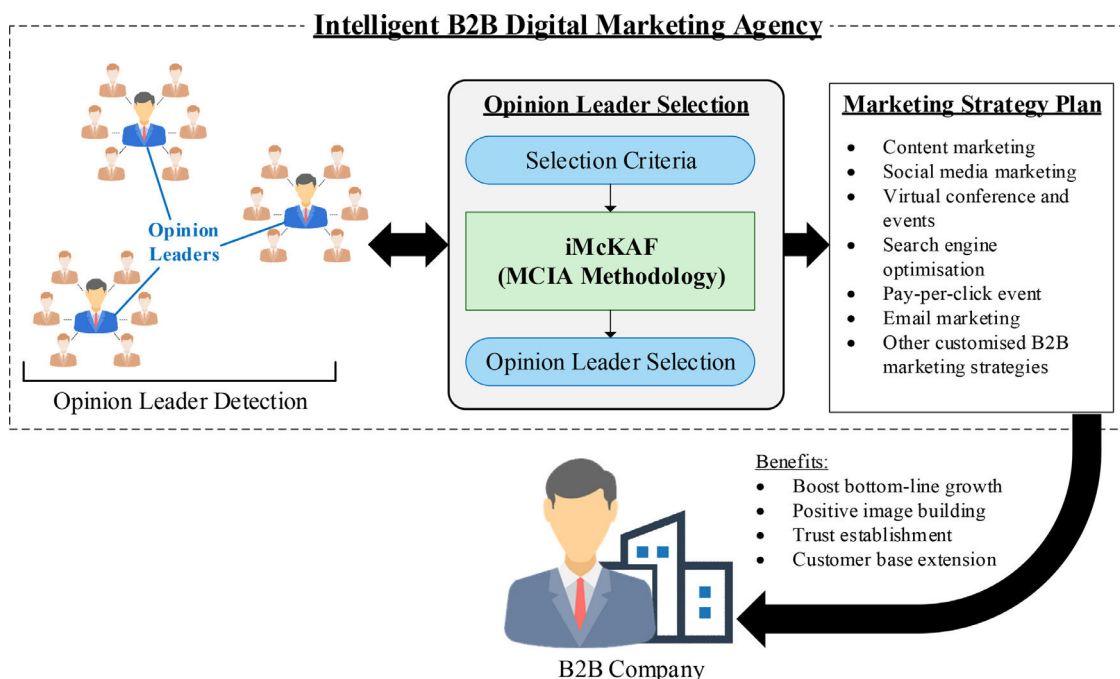


Fig. 5. Overview of intelligent KOL selection by a B2B digital marketing agency.

digital marketing for ranking KOLs and identifying the most suitable KOL to represent specific companies. This systematic approach generates ranking and selection results with high levels of consistency and reliability. A business philosophy involving appropriate market influencers can enable a company to effectively communicate with targeted customer segments and establish a circle of trust to induce synergistic business collaboration.

Conclusion

Selecting appropriate KOLs to represent specific companies and organisations has consistently posed a challenge for digital business management. Due to the sophisticated and subjective nature of KOL identification, a systematic and intelligent approach is needed to effectively classify and select KOLs while also considering the requirements and preferences of B2B company stakeholders. This study resolves this challenge by introducing an approach to ranking and selecting KOLs using an MCIA methodology. By integrating fuzzy BWM and fuzzy TOPSIS, the proposed iMcKAF can help companies and decision-makers better understand the hierarchical structure of KOL evaluation and selection in digital marketing. In particular, the proposed approach transforms uncertain and subjective linguistic expressions into weights for evaluation criteria using fuzzy BWM. Then, fuzzy TOPSIS is used to facilitate ranking. A case study was conducted using a Hong Kong B2B digital marketing agency to test the performance of the proposed model. Using the proposed framework for KOL identification, the agency demonstrated its ability to assist companies in choosing the most suitable KOL to represent them. By enhancing KOL selection accuracy, companies can efficiently devise more effective marketing strategies to drive product sales, bolster their image and foster trust within business networks, leading to sustained benefits in the digital market.

However, this study has two limitations. First, as a proof-of-concept, the study only compared the results of the proposed framework with those obtained through fuzzy AHP and focused on past KOL data. Further investigation into the long-term performance of marketing campaigns built around the selected KOL is critical to obtain deeper insight into the usefulness of this framework in selecting KOLs. Future research should develop real-time monitoring and update KOL performance metrics. This could entail leveraging machine learning algorithms or predictive analytics to analyse the evolving influence of KOLs in dynamic contexts. Second, only five criteria and 19 sub-criteria were established to identify KOLs. Given the complex and dynamic nature of market environments, companies' requirements for KOLs are subject to change. Incorporating additional criteria or sub-criteria would better align with companies' diverse goals and audience preferences across various industries and situations. This would increase the comprehensiveness, accuracy and precision of KOL selection while maintaining the adaptability of the model. Future research should incorporate a broader range of criteria to aid B2B companies in selecting KOLs.

Declaration of competing of interest

The authors declare that they have no known competing financial interests or personal relationships that could have appeared to influence the work reported in this paper.

CRedit authorship contribution statement

H.Y. Lam: Conceptualization, Methodology, Writing – original draft. **V. Tang:** Data curation, Investigation, Writing – original draft. **C.H. Wu:** Formal analysis, Project administration, Writing – review & editing. **V. Cho:** Resources, Supervision, Validation.

Acknowledgments

The work described in this paper was partially supported by the Research Grants Council, Hong Kong SAR, under the Faculty Development Scheme (Project Ref. No.: UGC/FDS14/E04/21) and the Research Matching Grant Scheme (RMGS Project Acc. No.: 700011 & 700043), and the Big Data Intelligence Centre at the Hang Seng University of Hong Kong. Special thanks go to Dr P. Tsang, Dr P.P.L. Leung, and Mr Thomas Chen for their support.

References

- Agrawal, A., Alenezi, M., Kumar, R., & Khan, R. A. (2019). Measuring the sustainable-security of web applications through a fuzzy-based integrated approach of AHP and TOPSIS. *IEEE Access: Practical Innovations, Open Solutions*, 7, 153936–153951. doi:10.1109/access.2019.2946776.
- Alavi, S. (2016). New paradigm of digital marketing in emerging markets: From social media to social customer relationship management. *International Journal of Management Practice*, 9(1), 56–73. doi:10.1504/IJMP.2016.074889.
- Amiri, M., Hashemi-Tabatabaei, M., Ghahremanloo, M., Keshavarz-Ghorabae, M., Zavadskas, E. K., & Banaitis, A. (2021). A new fuzzy BWM approach for evaluating and selecting a sustainable supplier in supply chain management. *International Journal of Sustainable Development & World Ecology*, 28(2), 125–142. doi:10.1080/13504509.2020.1793424.
- Andersson, P., & Axelsson, B. (2018). Organizing marketing and sales in a networked business world. Andersson, P., Axelsson, B. and Rosenqvist, C. (Ed.), *Organizing marketing and sales* Andersson, P., Axelsson, B. and Rosenqvist, C. (Ed.). (pp. 269–284). Leeds: Emerald Publishing Limited. doi:10.1108/978-1-78754-968-520181017.
- Backaler, J. (2018). *Digital influence: Unleash the power of influencer marketing to accelerate your global business*. Macmillan, Cham: Palgrave.
- Bait, S., Lauria, S. M., & Schiraldi, M. M. (2021). Multi-criteria decision-making model for supporting manufacturing settlements location in Africa after COVID-19. *International Journal of Engineering Business Management*, 13, 1–15. doi:10.1177/18479790211023348.
- Bamakan, S. M. H., Nurgaliev, I., & Qu, Q. (2019). Opinion leader detection: A methodological review. *Expert Systems with Applications*, 115, 200–222. doi:10.1016/j.eswa.2018.07.069.
- Bianchini, A. (2018). 3PL provider selection by AHP and TOPSIS methodology. *Benchmarking: An International Journal*, 25(1), 232–252. doi:10.1108/BIJ-08-2016-0125.
- Bussi eres, A. E., Maier, M., Grondin, D., & Brockhusen, S. (2017). Selecting and training opinion leaders and best practice collaborators: Experience from the Canadian Chiropractic Guideline Initiative. *The Journal of the Canadian Chiropractic Association*, 61(1), 53–64 PMID: 28413224; PMID: PMC5381488.
- Cartwright, S., Davies, I., & Archer-Brown, C. (2021). Managing relationships on social media in business-to-business organisations. *Journal of Business Research*, 125, 120–134. doi:10.1016/j.jbusres.2020.11.028.
- Cartwright, S., Liu, H., & Davies, I. A. (2022). Influencer marketing within business-to-business organisations. *Industrial Marketing Management*, 106, 338–350. doi:10.1016/j.indmarman.2022.09.007.
- Cowan, K., Palo, T., Chapple, D., & Zhang, Y. (2022). Market amplification or transformation? The role of industry analysts in spreading WOM in B2B. *Journal of Business & Industrial Marketing*. doi:10.1108/JBIM-03-2022-0127 Advance online publication..
- Chatzoglou, P., & Chatzoudes, D. (2016). Factors affecting e-business adoption in SMEs: An empirical research. *Journal of Enterprise Information Management*, 29(3), 327–358. doi:10.1108/JEIM-03-2014-0033.
- Cho, Y., Hwang, J., & Lee, D. (2012). Identification of effective opinion leaders in the diffusion of technological innovation: A social network approach. *Technological Forecasting and Social Change*, 79(1), 97–106. doi:10.1016/j.techfore.2011.06.003.
- Corstjens, M., & Umblis, A. (2012). The power of evil: The damage of negative social media strongly outweigh positive contributions. *Journal of Advertising Research*, 52(4), 433–449. doi:10.2501/JAR-52-4-433-449.
- Crisafulli, B., & Singh, J. (2022). Competence is power: How digital influencers impact buying decisions in B2B markets. *Industrial Marketing Management*, 104, 384–399. doi:10.1016/j.indmarman.2022.05.006.
- Dong, J., Wan, S., & Chen, S. M. (2021). Fuzzy best-worst method based on triangular fuzzy numbers for multi-criteria decision-making. *Information Sciences*, 547, 1080–1104. doi:10.1016/j.ins.2020.09.014.
- Drivas, I. C., Sakas, D. P., & Reklitis, P. (2017). Improving website usability and traffic based on users perceptions and suggestions—A user-centered digital marketing approach. In *Proceedings of the international conference on strategic innovative marketing* (pp. 255–266). Cham: Springer. doi:10.1007/978-3-030-16099-9_30.
- Engez, A., & Aarikka-Stenroos, L. (2023). Stakeholder contributions to commercialization and market creation of a radical innovation: Bridging the micro-and macro levels. *Journal of Business & Industrial Marketing*, 38(13), 31–44. doi:10.1108/JBIM-03-2022-0136.
- Fitriati, R., Madu Siwi, I. S., Munawaroh, & Rudiyanto (2023). Mega-influencers as online opinion leaders: Establishing cosmetic brand engagement on social media. *Journal of Promotion Management*, 29(3), 359–382. doi:10.1080/10496491.2022.2143992.
- Flodgren, G., O'Brien, M. A., Parmelli, E., & Grimshaw, J. M. (2019). Local opinion leaders: Effects on professional practice and healthcare outcomes. *Cochrane Database of Systematic Reviews*, 2019(6). doi:10.1002/14651858.CD000125.pub5.

- Fraccastoro, S., Gabriellson, M., & Pullins, E. B. (2021). The integrated use of social media, digital, and traditional communication tools in the B2B sales process of international SMEs. *International Business Review*, 30(4), 101776. doi:10.1016/j.ibusrev.2020.101776.
- Frini, A. (2017). A multicriteria intelligence aid methodology using MCDA, artificial intelligence, and fuzzy sets theory. *Mathematical Problems in Engineering*. doi:10.1155/2017/9281321 2017.
- Ford, D., Mattsson, L. G., & Snehota, I. (2017). Management in the interactive business world. H. Håkansson & I. Snehota (Eds.), *No business is an island*. H. Håkansson & I. Snehota (Eds.). (pp. 27–45). Emerald Publishing Limited. doi:10.1108/978-1-78714-549-820171002.
- Gadde, L. E., & Snehota, I. (2019). What does it take to make the most of supplier relationships? *Industrial Marketing Management*, 83, 185–193. doi:10.1016/j.indmarman.2019.07.003.
- Gentina, E., Kilic, D., & Dancoine, P. F. (2017). Distinctive role of opinion leaders in the social networks of school adolescents: An investigation of e-cigarette use. *Public Health*, 144, 109–116. doi:10.1016/j.puhe.2016.11.020.
- Gupta, B. B., Gaurav, A., & Panigrahi, P. K. (2023). Analysis of security and privacy issues of information management of big data in B2B based healthcare systems. *Journal of Business Research*, 162, 113859. doi:10.1016/j.jbusres.2023.113859.
- Grissa, K. (2016). What makes opinion leaders share brand content on professional networking sites (eg LinkedIn, Viadeo, Xing, SkilledAfricans...). *2016 international conference on digital economy* (pp. 8–15). IEEE. doi:10.1109/ICDEC.2016.7563139.
- Guo, H., Guo, A., & Ma, H. (2022). Inside the black box: How business model innovation contributes to digital start-up performance. *Journal of Innovation & Knowledge*, 7(2), 100188. doi:10.1016/j.jik.2022.100188.
- Guo, S., & Zhao, H. (2017). Fuzzy best-worst multi-criteria decision-making method and its applications. *Knowledge-Based Systems*, 121, 23–31. doi:10.1016/j.knsys.2017.01.010.
- Håkansson, H., & Snehota, I. (2017). Interactivity in business networks. H. Håkansson & I. Snehota I. (Eds.), *No business is an island*. H. Håkansson & I. Snehota I. (Eds.). (pp. 275–288). Emerald Publishing Limited. doi:10.1108/978-1-78714-549-820171015.
- Haddad, M., Sanders, D., & Tewkesbury, G. (2020). Selecting a discrete multiple criteria decision making method for Boeing to rank four global market regions. *Transportation Research Part A: Policy and Practice*, 134, 1–15. doi:10.1016/j.tra.2020.01.026.
- Hanna, R., Rohm, A., & Crittenden, V. L. (2011). We're all connected: The power of the social media ecosystem. *Business Horizons*, 54(3), 265–273. doi:10.1016/j.bushor.2011.01.007.
- Hudders, L., De Jans, S., & De Veirman, M. (2021). The commercialization of social media stars: A literature review and conceptual framework on the strategic use of social media influencers. *International Journal of Advertising*, 40(3), 327–375. doi:10.1080/02650487.2020.1836925.
- Holliman, G., & Rowley, J. (2014). Business to business digital content marketing: Marketers' perceptions of best practice. *Journal of Research in Interactive Marketing*, 8(4), 269–293. doi:10.1108/JRIM-02-2014-0013.
- Horio, B. M., & Shedd, J. R. (2016). Agent-based exploration of the political influence of community leaders on population opinion dynamics. In *Proceedings of the 2016 winter simulation conference* (pp. 3488–3499). IEEE. doi:10.1109/WSC.2016.7822378.
- Itani, O. S., Kalra, A., & Riley, J. (2022). Complementary effects of CRM and social media on customer co-creation and sales performance in B2B firms: The role of salesperson self-determination needs. *Information & Management*, 59(3), 103621. doi:10.1016/j.im.2022.103621.
- Järvinen, J., & Taiminen, H. (2016). Harnessing marketing automation for B2B content marketing. *Industrial Marketing Management*, 54, 164–175. doi:10.1016/j.indmarman.2015.07.002.
- Kajwang, B. (2022). The role of social media in the insurance industry in Kenya. *International Journal of Strategic Marketing Practice*, 4(1), 12–22. doi:10.47604/ijstmp.1631.
- Kannan, P. K. (2017). Digital marketing: A framework, review and research agenda. *International Journal of Research in Marketing*, 34(1), 22–45. doi:10.1016/j.ijresmar.2016.11.006.
- Koeslag-Kreunen, M. G., Van der Klink, M. R., Van den Bossche, P., & Gijsselaers, W. H. (2018). Leadership for team learning: The case of university teacher teams. *Higher Education*, 75(2), 191–207. doi:10.1007/s10734-017-0126-0.
- Korzynski, P., Paniagua, J., & Mazurek, G. (2023). Corporate opinion leadership on professional social media. *Management Decision*, 61(1), 223–242. doi:10.1108/MD-07-2021-0950.
- Krasikova, D. V., Green, S. G., & LeBreton, J. M. (2013). Destructive leadership: A theoretical review, integration, and future research agenda. *Journal of Management*, 39(5), 1308–1338. doi:10.1177/0149206312471388.
- Krishna, N., & Singh, J. (2018). Factors affecting B2B e-commerce adoption decision: An analysis of Indian textile industry. *Academy of Marketing Studies Journal*, 22(2), 1–9.
- Iankova, S., Davies, I., Archer-Brown, C., Marder, B., & Yau, A. (2019). A comparison of social media marketing between B2B, B2C and mixed business models. *Industrial Marketing Management*, 81, 169–179. doi:10.1016/j.indmarman.2018.01.001.
- La Rocca, A., Moscatelli, P., Perna, A., & Snehota, I. (2016). Customer involvement in new product development in B2B: The role of sales. *Industrial Marketing Management*, 58, 45–57. doi:10.1016/j.indmarman.2016.05.014.
- Langemeyer, J., Palomo, I., Baraibar, S., & Gómez-Baggethun, E. (2018). Participatory multi-criteria decision aid: Operationalizing an integrated assessment of ecosystem services. *Ecosystem Services*, 30, 49–60. doi:10.1016/j.ecoser.2018.01.012.
- Leung, K. H., Lau, H. C. W., Nakandala, D., Kong, X. T. R., & Ho, G. T. S. (2021). Standardising fresh produce selection and grading process for improving quality assurance in perishable food supply chains: An integrated fuzzy AHP-TOPSIS framework. *Enterprise Information Systems*, 15(5), 651–675. doi:10.1080/17517575.2020.1790041.
- Li, Y., Ma, S., Zhang, Y., & Huang, R. (2013). An improved mix framework for opinion leader identification in online learning communities. *Knowledge-Based Systems*, 43, 43–51. doi:10.1016/j.knsys.2013.01.005.
- Lilien, G. L. (2016). The B2B knowledge gap. *International Journal of Research in Marketing*, 33(3), 543–556. doi:10.1016/j.ijresmar.2016.01.003.
- Lin, C. L., Shih, Y. H., Tzeng, G. H., & Yu, H. C. (2016). A service selection model for digital music service platforms using a hybrid MCDM approach. *Applied Soft Computing*, 48, 385–403. doi:10.1016/j.asoc.2016.05.035.
- Litterio, A. M., Nantes, E. A., Larrosa, J. M., & Gómez, L. J. (2017). Marketing and social networks: A criterion for detecting opinion leaders. *European Journal of Management and Business Economics*, 26(3), 347–366. doi:10.1108/EJMBE-10-2017-020.
- Lin, H. C., Bruning, P. F., & Swarna, H. (2018). Using online opinion leaders to promote the hedonic and utilitarian value of products and services. *Business Horizons*, 61(3), 431–442. doi:10.1016/j.bushor.2018.01.010.
- Liu, J., Zhang, Z., Qi, J., Wu, H., & Chen, M. (2019). Understanding the impact of opinion leaders' characteristics on online group knowledge-sharing engagement from in-group and out-group perspectives: Evidence from a Chinese online knowledge-sharing community. *Sustainability*, 11(16), 4461. doi:10.3390/su11164461.
- Martín-Peña, M. L., Sánchez-López, J. M., & Díaz-Garrido, E. (2019). Servitization and digitalization in manufacturing: The influence on firm performance. *Journal of Business & Industrial Marketing*, 35(3), 564–574. doi:10.1108/JBIM-12-2018-0400.
- Mero, J., Vanninen, H., & Keränen, J. (2023). B2B influencer marketing: Conceptualization and four managerial strategies. *Industrial Marketing Management*, 108, 79–93. doi:10.1016/j.indmarman.2022.10.017.
- Nädäban, S., Dzitac, S., & Dzitac, I. (2016). Fuzzy TOPSIS: A general view. *Procedia Computer Science*, 91, 823–831. doi:10.1016/j.procs.2016.07.088.
- Nagy, A., Kemény, I., Szűcs, K., Simon, J., & Kiss, V. (2017). Are opinion leaders more satisfied? Results of a SEM model about the relationship between opinion leadership and online customer satisfaction. *Society and Economy*, 39(1), 141–160. doi:10.1556/204.2016.004.
- Nazim, M., Mohammad, C. W., & Sadiq, M. (2022). A comparison between fuzzy AHP and fuzzy TOPSIS methods to software requirements selection. *Alexandria Engineering Journal*, 61(12), 10851–10870. doi:10.1016/j.aej.2022.04.005.
- Nisbet, M. C., & Kotcher, J. E. (2009). A two-step flow of influence? Opinion-leader campaigns on climate change. *Science Communication*, 30(3), 328–354. doi:10.1177/1075547008328797.
- Oueslati, W., Arrami, S., Dhouioui, Z., & Massaabi, M. (2020). Opinion leaders' detection in dynamic social networks. *Concurrency and Computation: Practice and Experience*, 33(1), e5692. doi:10.1002/cpe.5692.
- Palo, T., Akesson, M., & Löfberg, N. (2019). Servitization as business model contestation: A practice approach. *Journal of Business Research*, 104, 486–496. doi:10.1016/j.jbusres.2018.10.037.
- Pandey, N., & Gudipudi, B. (2019). Understanding 'what is privacy' for millennials on Facebook in India. *Journal of Data Protection & Privacy*, 2(3), 224–233.
- Pandey, N., Nayal, P., & Rathore, A. S. (2020). Digital marketing for B2B organizations: Structured literature review and future research directions. *Journal of Business & Industrial Marketing*, 35(7), 1191–1204. doi:10.1108/JBIM-06-2019-0283.
- Park, C. S., & Kaye, B. K. (2017). The tweet goes on: Interconnection of Twitter opinion leadership, network size, and civic engagement. *Computers in Human Behavior*, 69, 174–180. doi:10.1016/j.chb.2016.12.021.
- Pasaoglu, G., Garcia, N. P., & Zubi, G. (2018). A multi-criteria and multi-expert decision aid approach to evaluate the future Turkish power plant portfolio. *Energy Policy*, 119, 654–665. doi:10.1016/j.enpol.2018.04.044.
- Pozzi, F. A., Fersini, E., Messina, E., & Liu, B. (2016). *Sentiment analysis in social networks*. Morgan Kaufmann.
- Racherla, P., & Friske, W. (2012). Perceived 'usefulness' of online consumer reviews: An exploratory investigation across three services categories. *Electronic Commerce Research and Applications*, 11(6), 548–559. doi:10.1016/j.elerap.2012.06.003.
- Reim, W., Yli-Viitala, P., Arrasvuori, J., & Parida, V. (2022). Tackling business model challenges in SME internationalization through digitalization. *Journal of Innovation & Knowledge*, 7(3), 100199. doi:10.1016/j.jik.2022.100199.
- Rocha, L., Mourao, F., Vieira, R., Neves, A., Carvalho, D., Bandyopadhyay, B., et al. (2016). Connecting opinions to opinion-leaders: A case study on Brazilian political protests. In *Proceedings of the 2016 IEEE international conference on data science and advanced analytics* (pp. 716–725). IEEE. doi:10.1109/DSAA.2016.77.
- Rollins, M., Nickell, D., & Wei, J. (2014). Understanding salespeople's learning experiences through blogging: A social learning approach. *Industrial Marketing Management*, 43(6), 1063–1069. doi:10.1016/j.indmarman.2014.05.019.
- Salih, M. M., Zaidan, B. B., Zaidan, A. A., & Ahmed, M. A. (2019). Survey on fuzzy TOPSIS state-of-the-art between 2007 and 2017. *Computers & Operations Research*, 104, 207–227. doi:10.1016/j.cor.2018.12.019.
- Saura, J. R. (2021). Using data sciences in digital marketing: Framework, methods, and performance metrics. *Journal of Innovation & Knowledge*, 6(2), 92–102. doi:10.1016/j.jik.2020.08.001.
- Sassi, D. B., Frini, A., Abdesslem, W. B., & Kraiem, N. (2015). Competitive intelligence: History, importance, objectives, process and issues. In *Proceedings of the 2015 IEEE 9th international conference on research challenges in information science* (pp. 486–491). IEEE. doi:10.1109/RCIS.2015.7128910.
- Seetharaman, P. (2020). Business models shifts: Impact of Covid-19. *International Journal of Information Management*, 54, 102173. doi:10.1016/j.ijinfomgt.2020.102173.
- Silva, S. C. e., Duarte, P. A. O., & Almeida, S. R. (2020). How companies evaluate the ROI of social media marketing programmes: Insights from B2B and B2C. *Journal of Business & Industrial Marketing*, 35(12), 2097–2110. doi:10.1108/JBIM-06-2019-0291.
- Simoes, C., Singh, J., & Perin, M. G. (2015). Corporate brand expressions in business-to-business companies' websites: Evidence from Brazil and India. *Industrial Marketing Management*, 51, 59–68. doi:10.1016/j.indmarman.2015.05.017.

- Singh, V., Nanavati, B., Kar, A. K., & Gupta, A. (2022). How to maximize clicks for display advertisement in digital marketing? A reinforcement learning approach. *Information Systems Frontiers*, 1–18. doi:10.1007/s10796-022-10314-0.
- Sirisawat, P., & Kiatcharoenpol, T. (2018). Fuzzy AHP-TOPSIS approaches to prioritizing solutions for reverse logistics barriers. *Computers & Industrial Engineering*, 117, 303–318. doi:10.1016/j.cie.2018.01.015.
- Solangi, Y. A., Longsheng, C., & Shah, S. A. A. (2021). Assessing and overcoming the renewable energy barriers for sustainable development in Pakistan: An integrated AHP and fuzzy TOPSIS approach. *Renewable Energy*, 173, 209–222. doi:10.1016/j.renene.2021.03.141.
- Srivastava, A. M., Rotte, P. A., Jain, A., & Prakash, S. (2022). Handling data scarcity through data augmentation in training of deep neural networks for 3D data processing. *International Journal on Semantic Web and Information Systems*, 18(1), 1–16. doi:10.4018/IJSWIS.297038.
- Stylianou, N., Vlachava, D., Konstantinidis, I., Bassiliades, N., & Peristeras, V. (2022). Doc2KG: Transforming document repositories to knowledge graphs. *International Journal on Semantic Web and Information Systems*, 18(1), 1–20. doi:10.4018/IJSWIS.295552.
- Terho, H., Giovannetti, M., & Cardinali, S. (2022). Measuring B2B social selling: Key activities, antecedents and performance outcomes. *Industrial Marketing Management*, 101, 208–222. doi:10.1016/j.indmarman.2021.12.016.
- Tsimonis, G., & Dimitriadis, S. (2014). Brand strategies in social media. *Marketing Intelligence & Planning*, 32(3), 328–344. doi:10.1108/MIP-04-2013-0056.
- Verhoef, P. C., & Bijmolt, T. H. (2019). Marketing perspectives on digital business models: A framework and overview of the special issue. *International Journal of Research in Marketing*, 36(3), 341–349. doi:10.1016/j.ijresmar.2019.08.001.
- Vieira, V. A., de Almeida, M. I. S., Agnihotri, R., & Arunachalam, S. (2019). In pursuit of an effective B2B digital marketing strategy in an emerging market. *Journal of the Academy of Marketing Science*, 47(6), 1085–1108. doi:10.1007/s11747-019-00687-1.
- Wang, F. (2021). Preference degree of triangular fuzzy numbers and its application to multi-attribute group decision making. *Expert Systems with Applications*, 178, 114982. doi:10.1016/j.eswa.2021.114982.
- Wang, W. Y., Pauleen, D. J., & Zhang, T. (2016). How social media applications affect B2B communication and improve business performance in SMEs. *Industrial Marketing Management*, 54, 4–14. doi:10.1016/j.indmarman.2015.12.004.
- Wang, Y., Rod, M., Ji, S., & Deng, Q. (2017). Social media capability in B2B marketing: Toward a definition and a research model. *Journal of Business & Industrial Marketing*, 32(8), 1125–1135. doi:10.1108/JBIM-10-2016-0250.
- Xue, Z., Li, Q., & Zeng, X. (2023). Social media user behavior analysis applied to the fashion and apparel industry in the big data era. *Journal of Retailing and Consumer Services*, 72, 103299. doi:10.1016/j.jretconser.2023.103299.
- Zhang, B., Bai, Y., Zhang, Q., Lian, J., & Li, M. (2020). An opinion-leader mining method in social networks with a phased-clustering perspective. *IEEE Access: Practical Innovations, Open Solutions*, 8, 31539–31550. doi:10.1109/ACCESS.2020.2972997.
- Zhou, F., Wang, X., & Samvedi, A. (2018). Quality improvement pilot program selection based on dynamic hybrid MCDM approach. *Industrial Management & Data Systems*, 118(1), 144–163. doi:10.1108/IMDS-11-2016-0498.