

ORIGINAL ARTICLE

The Tandem Control-IQ advanced hybrid system improves glycemic control in children under 18 years of age with type 1 diabetes and night rest in caregivers



Andrés Mingorance Delgado^{a,b,*}, Fernando Lucas^{a,c}

^a Instituto de Investigación Sanitaria y Biomédica de Alicante (ISABIAL) – Diabetes y enfermedades metabólicas asociadas, Alicante, Spain

^b Unidad de Endocrinología y Diabetes Pediátrica, Servicio de Pediatría, Hospital General Universitario Dr. Balmis, Alicante, Spain

^c Unidad de Diabetes, Servicio de Endocrinología, Hospital General Universitario Dr. Balmis, Alicante, Spain

Received 20 May 2022; accepted 12 June 2022

Available online 17 August 2023

KEYWORDS

Type 1 diabetes mellitus;
Children;
Adolescents;
Closed loop system;
Tandem Control-IQ;
Time in range;
Quality of life

Abstract

Objective: To determine the impact of switching from the predictive low glucose suspend (PLGS) system to the advanced hybrid Tandem Control-IQ system on glucometrics and glycosylated haemoglobin (HbA1c) at one year. To assess the impact on the quality of life perceived by parents.

Method: Prospective study in 71 patients aged 6–18 years with type 1 diabetes (DM1), in treatment with PLGS, who switched to an advanced hybrid system. Glucometric data were collected before the change, at 4 and 8 weeks, and at one year of use; HbA1c before the change and after one year. The Diabetes Impact and Devices Satisfaction (DIDS) questionnaire was used at weeks 4 and 8.

Results: An increase in time in range (TIR) was observed with a median of 76% ($P < .001$) at 4 weeks, which was maintained after one year (+8% in the total group). Overall, 73.24% of patients achieved a TIR above 70%. The subgroup with an initial TIR of less than 56% increased it by 14.4%. After one year there was a 0.3% reduction in HbA1c. Level 1 hypoglycaemia, level 1 and level 2 hyperglycaemia, mean glucose (GM) and coefficient of variation (CV) decreased.

Auto mode stayed on 97% of the time and no dropouts occurred.

Caregivers had a perception of better glycaemic control and less need to monitor blood glucose variations during the night. None of them would switch back to the previous system and they feel safe with the new system.

Abbreviations: AHCL, advanced hybrid closed loop; CV, coefficient of variation; SD, standard deviation; DM1, type 1 diabetes mellitus; MG, mean glycaemia; GMI, glucose management indicator; HbA1c, glycosylated haemoglobin; IQR, interquartile range; ISPAD, International Society for Pediatric and Adolescent Diabetes; CGM, continuous interstitial glucose monitoring; PLGS, predictive low-glucose suspend; SAP, sensor augmented pump; CNS, central nervous system; TIR, time in range (70–180 mg/dl).

* Corresponding author.

E-mail address: mingorance_and@gva.es (A. Mingorance Delgado).

Conclusions: The Tandem Control-IQ advanced hybrid system was shown to be effective one year after its implementation with improvement in all glucometric parameters and HbA1c, as well as night-time rest in caregivers.

© 2022 SEEN and SED. Published by Elsevier España, S.L.U. All rights reserved.

PALABRAS CLAVE

Diabetes mellitus tipo 1;
Niños;
Adolescentes;
Sistema de lazo cerrado;
Tandem Control-IQ;
Tiempo en rango;
Calidad de vida

El sistema híbrido avanzado Tandem Control-IQ mejora el control glucémico en menores de 18 años con diabetes tipo 1 y el descanso nocturno de los cuidadores

Resumen

Objetivo: Determinar el impacto del cambio del sistema PLGS (parada por predicción de hipoglucemia) al sistema híbrido avanzado Tandem Control-IQ sobre la glucométrica y la hemoglobina glucosilada (HbA1c) al año. Valorar el impacto sobre la calidad de vida percibida en los padres.

Método: Estudio prospectivo en 71 pacientes entre 6 y 18 años con diabetes tipo 1 (DM1), en tratamiento con PLGS, que cambiaron a sistema híbrido avanzado. Se recogen glucometrías antes del cambio, a las 4 y 8 semanas y al año de uso; HbA1c antes del cambio y al año. Se aplica el cuestionario *Diabetes Impact and Devices Satisfaction* (DIDS) a las 4 y 8 semanas.

Resultados: Se objetivó un aumento del tiempo en rango (TIR) con un 76% de mediana ($P < ,001$) a las 4 semanas, que se mantiene tras un año (+8% en grupo total). El 73,24% de pacientes alcanzan un TIR por encima del 70%. El subgrupo con TIR inicial menor al 56% lo incrementan un 14,4%. Al año se reduce un 0,3% en HbA1c. Disminuyen las hipoglucemias de nivel 1, hiperglucemias de nivel 1 y 2, glucosa media (GM) y coeficiente de variación (CV).

El modo automático se mantiene en el 97% del tiempo y no se producen abandonos.

Los cuidadores tienen una percepción de mejor control glucémico y menor necesidad de vigilar las variaciones de glucemia durante la noche. Ninguno cambiaría al sistema previo y se sienten seguros con el nuevo sistema.

Conclusiones: El sistema híbrido avanzado Tandem Control-IQ se mostró eficaz al año de su implantación con mejoría de todos los parámetros glucométricos y la HbA1c, así como el descanso nocturno de los cuidadores.

© 2022 SEEN y SED. Publicado por Elsevier España, S.L.U. Todos los derechos reservados.

Introduction

It is necessary to achieve glycaemic control targets in type 1 diabetes mellitus (DM1) in children and adolescents, although it is complex, since microvascular complications¹ can present early² and continued exposure to hyperglycaemia has shown a detrimental effect on the development of the central nervous system (CNS).³

The use of continuous interstitial glucose monitoring (CGM) in the majority of the DM1 population has made it possible to move from a static control target, glycosylated haemoglobin (HbA1c), to dynamic and agreed targets for control also at this stage of life.^{4,5} Until now, the improvements in the studies of integrated pump-sensor systems in the paediatric population⁶ were associated with a long time of use.⁷ This time was conditioned by invasive, imprecise systems, requiring repeated calibrations and continuous pump-sensor signal losses, among other factors. The high number of nocturnal alerts, many not linked to glycaemic events, causes the quality of life perceived by caregivers and patients to be compromised.⁸ In addition, as the study by Foster et al.⁹ shows, only 20% of the population under 15 years managed to achieve glycaemic control objectives,

caused by the complexity of managing DM1. In this age group, caregivers' fear of hypoglycaemia and the need for constant commitment to control DM1, which usually declines during adolescence, lead to the frequent abandonment of these therapeutic options.

Advanced hybrid closed-loop (AHCL) systems adjust basal insulin delivery and correction boluses based on glycaemic trend, and although they maintain the need for preprandial boluses, sensor calibration and consumable replacement with the necessary frequency, they have reduced the need for intervention by the user or their caregivers.^{10,11}

Different AHCL systems have been developed with different adjustment algorithms and linked to two CGM systems. The t:slim X2 with Control-IQ (Tandem Inc., San Diego, CA)¹² system linked to the Dexcom G6 (Dexcom Inc., San Diego, CA) has been approved for use in children over the age of 6.^{13,14} This system acts against hyperglycaemia, in addition to continuing to prevent hypoglycaemia like its predecessor, the predictive low-glucose suspend (PLGS) Tandem Basal-IQ^{15,16} system. Like this one, it maintains the option of programming different personal profiles, including the baseline and other parameters of the bolus calculator,

which makes it easy to individualise insulin settings based on needs.

Material and methods

In the paediatric department of a tertiary hospital, 225 patients under 18 years with DM1 were followed up, of whom 127 are on continuous insulin infusion therapy. To initiate this therapy in our department, we followed the 2007 recommendations on the use of insulin pump therapy in the paediatric age group: consensus statement of the European Society for Paediatric Endocrinology, the Lawson Wilkins Pediatric Endocrine Society and the International Society Pediatric and Adolescent Diabetes, endorsed by the American Diabetes Association and the European Association for the Study of Diabetes.

A prospective, non-randomised, non-blind study was carried out in patients between 6 and 18 years of age receiving treatment with the PLGS system for at least three months prior to the change, with a DM1 progression time of at least one year, who weighed at least 25 kg, had a total daily insulin dose of more than 10 IU, and knew the mechanics of downloading the system to the Tidepool v1.44.1 platform.

Once the first data download was verified and the informed consent was signed, the link was sent for the training course on updating to Tandem Control-IQ using the Tandem Device Updater (version 4.2.2.8b0550b; UDI 00850006613410; 2020 Tandem Diabetes Care, Inc.). Those who had technical problems were seen in person, while doubts about downloading data were mostly resolved by telephone.

For the update, it was recommended to reduce the correction factor and carbohydrate ratio by 20% for those who had a lower previous TIR.¹⁷ Data were evaluated 24 h after the update and weekly for the first four weeks. Glucose data were collected at the fourth and eighth weeks and one year after the update. HbA1c was collected at baseline and one year after the update. The programmed controls were maintained every three months, and as much as possible were carried out in person.

To assess the perceived quality of control, changes in sleep quality and overall satisfaction with the system, it was decided to use a translated version of the validated Diabetes Impact and Devices Satisfaction (DIDS)¹⁸ questionnaire in its final format, used by Pinsker et al.¹⁹ in their study with Control-IQ and which consisted of closed, multiple-choice questions, in which a single answer could be selected. The questionnaire was sent to one of the guardians, in Google Forms format, at four and eight weeks. Only one survey could be completed per upgraded system serial number.

The main objectives of the study were to evaluate if, after updating the system, the percentage of time in range (TIR) increases from 70 to 180 mg/dl measured by CGM, if there are changes in HbA1c, and to assess the degree of satisfaction, the less need for intervention during the night and the improvement of the quality of sleep with the use of the new hybrid system.

As secondary objectives, the decrease in hyperglycaemia times, greater than 180 mg/dl (TAR) and greater than 250 mg/dl (TAR 250 mg/dl), was assessed; those of hypoglycaemia, less than 70 mg/dl (TBR) and less than 54 mg/dl

Table 1 Characteristics of the population included in the study and that completed it.

	N = 71 patients
Sex, n	36 males (50.7%)
Age, years (range)	12.7 ± 3.2 (6–18 years)
DM1 progression time, years	7.06 ± 3.5
Time with PLGS, months	11.3 ± 4.5
Z-score BMI	0.167 ± 0.76
HbA1c at baseline (%)	6.88 ± 0.79

(TBR 54 mg/dl); mean glycaemia (MG), coefficient of variation (CV), and glycaemic management indicator (GMI) on CGM.

Descriptive statistics include mean with standard deviation (SD), median with interquartile range (IQR), depending on the data distribution, and comparison was made at baseline, at 4 and 8 weeks, and one year after update, with the program SPSS26.0.0. A *P*-value of <.05 was considered statistically significant. The percentages of the responses issued are shown from the survey.

The study was approved by the Ethics Committee of our hospital. Informed consent was requested from the parents or guardians before starting the study, as well as from those older than 15 years. The study was conducted with a commitment to respect the updated Declaration of Helsinki on ethical principles for medical research. Personal data was handled anonymously, always in accordance with the data protection principles contained in the new legislation of the European data protection regulation of 25 May 2018.

Results

The clinical characteristics of the study population are shown in Table 1. There was a loss to follow-up due to transfer of residence after turning 18 years of age. There were no dropouts during the follow-up time.

Table 2 shows the evolution of blood glucose levels at baseline, at 4 and 8 weeks, and at one year. Results are compared from baseline to 4 weeks, from baseline to 8 weeks, and from baseline to one year after the update.

It can be seen that glycaemic control improved with an 8% increase in TIR (from 68% to 76%) at 4 weeks, which is maintained one year after updating, and with a 0.33% decrease in HbA1c, both significant. Fig. 1 shows the evolution and Fig. 2 shows that the greatest changes occur in those patients with the worst initial TIR. From the data, it stands out that 47.88% of the patients had a TIR of 70% or higher at baseline, and after one year, 73.24% of the patients were in this range of values.

Fig. 3 shows the data broken down by age groups that show a greater decrease in TBR in the group under 10 years old (–1.2% compared to baseline) and a greater decrease in TAR + TAR 250 (–7.66%) in the group aged 10–15 years.

In the MG, at four weeks a decrease of 7 mg/dl (*P* < .001) was obtained, as well as a decrease in the CV, which went from 36.8% (±6.23) to 34.50% (±5.49) (*P* < .001). All these changes were maintained at one year of follow-up.

A high time of use of the sensor was maintained, which did not differ significantly from the baseline.

Table 2 Summary of global data expressed as mean (standard deviation) or median (25/75 quartiles) at baseline, at 4 and 8 weeks, and 1 year after update.

	Baseline (PLGS)	4 weeks	<i>P</i> (baseline-4 weeks)	8 weeks	<i>P</i> (4–8 weeks)	1 year	<i>P</i> (baseline-1 year)	<i>P</i> (4 weeks-1 year)
Sensor use/auto mode (%)	97 (94–98)	97 (94–98.25)	.521	97 (94–98)	.212	97 (94–98)	.746	.797
>250 mg/dl (%)	6 (2–11)	4 (2–7)	.001	5 (2–8)	.166	4 (2–8)	.001	.453
180–250 mg/dl (%)	21 (14–26)	18 (13–20)	.001	18 (15–21)	.275	17 (13–22)	.001	.828
TIR (%)	68 (58–79)	76 (70–80)	.001	74 (68–79)	.071	76 (67–81)	.001	.551
54–70 mg/dl (%)	2 (1–3)	2 (1–3)	.001	2 (1–3)	.9	2 (1–3)	.001	.868
<54 mg/dl (%)	0.4 (0.2–1)	0.4 (0.1–1)	.012	0.3 (0.1–1)	.314	0.2 (0.1–1)	.001	.835
MG (mg/dl)	153.52 ± 24.08	146.52 ± 14.93	.001	147.68 ± 15.62	.001	148.83 ± 17.3	.001	.397
CV (%)	36.89 ± 6.23	34.50 ± 5.49	.001	35.11 ± 5.4	.001	34.4 ± 5.29	.001	.946
GMI (%)	6.99 ± 0.57	6.81 ± 0.35	.001	6.83 ± 0.36	.001	6.86 ± 0.42	.001	.045
HbA1c	6.88 ± 0.79					6.55 ± 0.56	.001	
Patients with TIR > 70%	47.88%					73.24%	.001	

Analysis of differences from baseline to 4 weeks, from 4 to 8 weeks, from baseline to 1 year, and from 4 weeks to 1 year. Mean HbA1c before the change and one year after. Percentage of patients with TIR greater than 70% before the change and one year after the update. Statistical significance: $P < .05$.

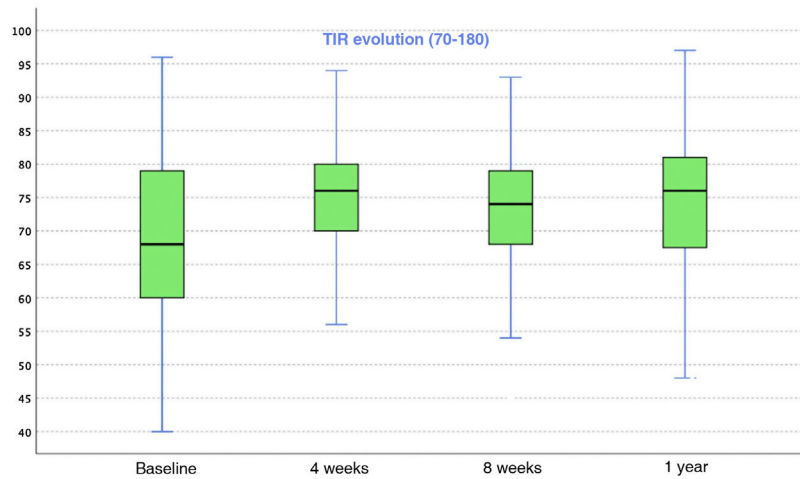


Figure 1 Diagram with median and interquartile range of time in range (70–180 mg/dl) at baseline, at 4 and 8 weeks, and one year after upgrading from PLGS to the Tandem-Control-IQ hybrid system.

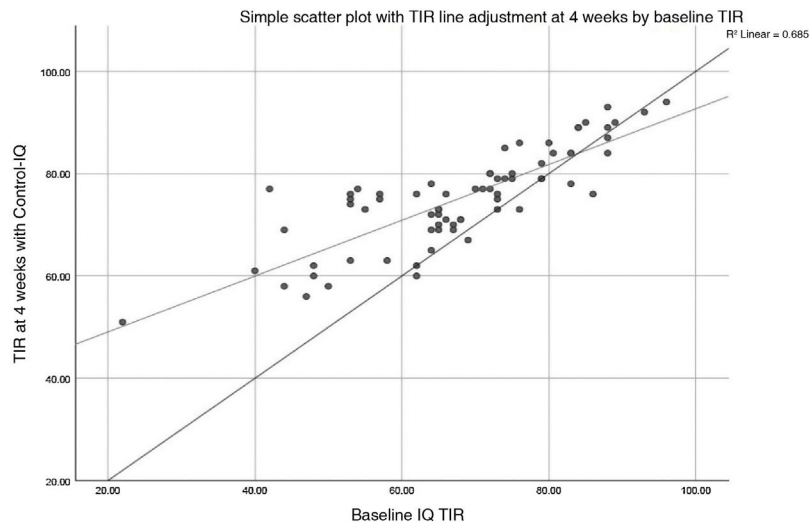


Figure 2 Simple scatter plot. Adjustment of time in range (TIR) line at 4 weeks by baseline TIR.

During the follow-up period, no episode of severe hypoglycaemia or ketoacidosis was recorded. There were two problems when updating the system, both in the hospital clinic, apparently caused by the internet connection of our data network, which were solved after restarting the Tandem system.

Table 3 shows the percentage of responses to the survey in weeks 4 and 8. The increase in the subjective feeling of diabetes control stands out, as 93.3% of caregivers improved their night rest, with a 96.7% reduction in the need to attend to blood glucose variations during the night or to attend to system alarms.

Discussion

Adequate control of blood glucose levels in DM1 reduces acute and chronic complications.¹⁻³ The use of new technologies has made it possible to establish the therapeutic objectives of achieving a TIR greater than 70%, an HbA1c

and a GMI less than 7% (adapted depending on the circumstances),⁴ a time in hypoglycaemia less than 5%, avoiding values less than 54 mg/dl and a CV less than 36% during the paediatric age.²⁰

The improvement, in our study group, occurred at the expense of significantly decreasing TBR (TBR 54 mg/dl) and TAR (TAR 250 mg/dl), with a lower level of significance for TBR 54 mg/dl, probably because the starting point was already low. Patients with poorer baseline control would benefit more from upgrading to a hybrid system, as also concluded by Schoelwer et al.²¹

Improvement was already observed after four weeks, as has been shown in other studies with the same system.¹³

At our first cut-off point, there was an 8% improvement in the TIR, lower than that obtained by Breton et al.,²² who analysed the improvements of Tandem Control-IQ concerning a SAP and carried out suspensions in anticipation of hypoglycaemia. In their multicentre, randomised, controlled, non-blind study, with a sample of 101 patients aged

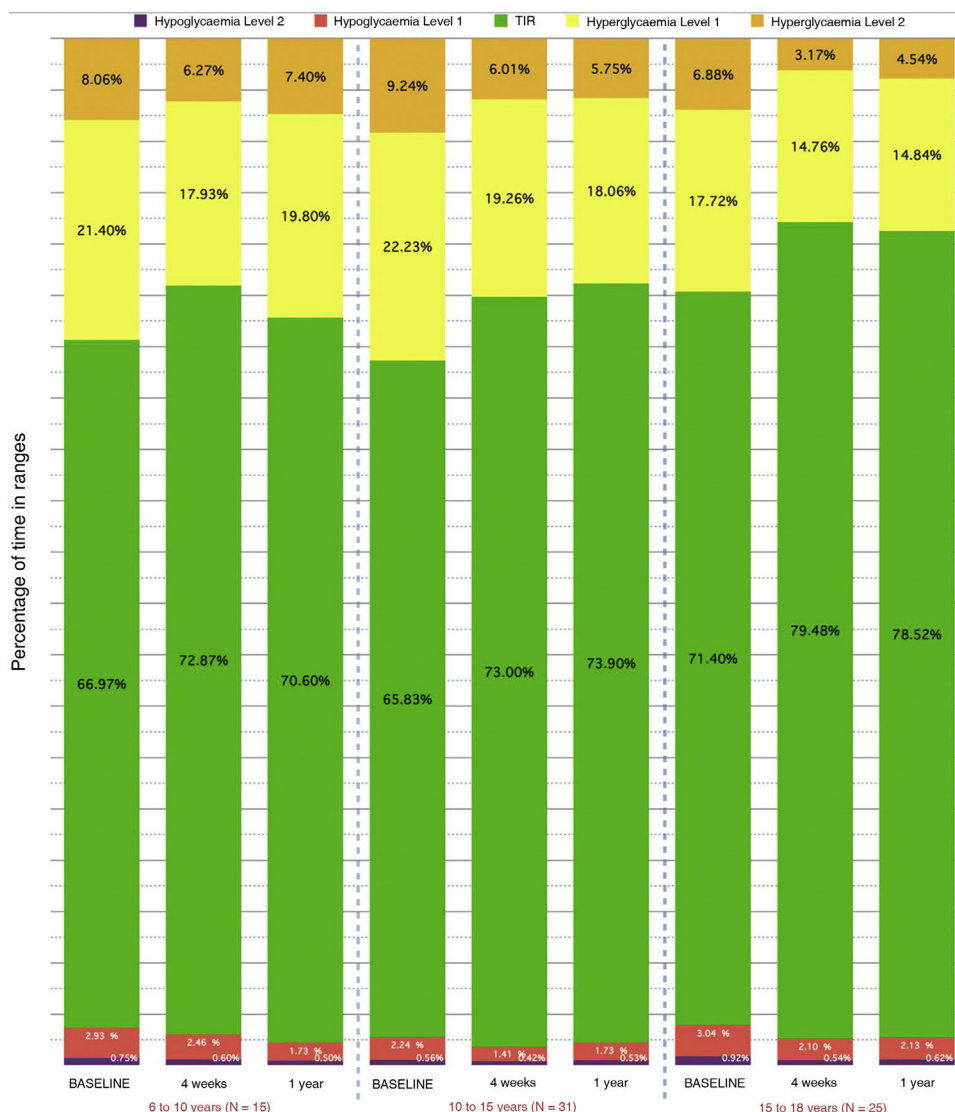


Figure 3 Glucose measurement in percentage by age range (from 6 to 10 years, from 10 to 15 years and from 15 to 18 years) at baseline, at 4 weeks and at one year after updating.

between 6 and 13 years, they improved TIR by 11% at 16 weeks, starting from a TIR of 55%. The starting TIR of our series was higher (68%), which could explain the lower increase after the change. If we assess our subgroup, which starts at 55% at baseline, there is an increase of 14.4% in the TIR.

The AHCL systems have been shown to be superior to the first generation hybrid systems in the paediatric population, as shown when comparing our results with those of Forlenza et al.,²³ who compared the use of the Minimed-670G in a population of 105 children between the ages of 7 and 13 years and achieved an 8.8% improvement in the TIR at three months, reaching a median of 65%, although with a 20% exit from automatic mode. In studies with Control-IQ, including ours, times in automatic mode are higher than 95%.^{22,24}

In a population of 39 patients, aged between 14 and 24 years, Carlson et al.²⁵ present an increase of 10.3% in the TIR with the use of the AHCL Minimed-780G model, with a mean of 72.7% (± 5.6) ($P < .001$) at 45 days of follow-up. In

our series, an average TIR of 78.52% was reached at one year, decreasing the TAR without increasing the TBR. Other series, which include the adult and paediatric population, show only percentages of improvement and the blood glucose results are presented together in an age range of 7–80 years and for a shorter duration in time.²⁶ Even assuming that the mean baseline TIR is representative of the paediatric population, the final TIR would be similar to that obtained by our group.

AHCL systems significantly improve glycaemic control in both the paediatric and adult populations, and selecting one or the other may depend on the need for different adjustment profiles, depending on the activity carried out on different days of the week or even at different times of day. Or, if one of the objectives is to reduce the risk of hypoglycaemia, Control-IQ could be superior to other systems.²⁴

The level of hypoglycaemia achieved in our group (2.2% median) is lower than in the studies by Forlenza et al.²³ with the Minimed-670G system, which achieved a 1.7% reduction in hypoglycaemia, from a median starting point of 4.7%,

Table 3 Percentages grouped by type of response to surveys on system management and perceived improvement in quality of life at 4 and 8 weeks. Satisfaction with system, ease of use. Learning and feeling of security with the system at 8 weeks.

Questions	Responses at 4 and 8 weeks						
	Easier		The same		More difficult		
Managing the infuser after the update is	52.4%	60%	47.6%	38.3%	0%	1.7%	
	Better		The same		Worse		
Since I have been using the Control IQ system I feel that, in general, my child's diabetes is	76.2%	90%	14.3%	10%	9.5%	0%	
Very high values are	81.0%	86.7%	9.5%	13.3%	9.5%	0%	
Very low values are	76.2%	81.7%	19.0%	15%	4.8%	3.3%	
Since using the Control IQ system, my child's night sleep is	61.9%	75%	33.3%	25%	4.8%	0%	
Since I have been using the Control IQ system, my parents' night rest is	71.5%	93.3%	19.0%	6.7%	9.5%	0%	
	Has decreased		Is the same		Has increased		
Since I have been using the Control IQ system, the need to deal with glucose fluctuations during the night	81.0%	96.7%	14.2%	3.3%	4.8%	0%	
The number of nightly system alerts	71.4%	88.3%	14.3%	10%	14.3%	1.7%	
Percentage at 8 weeks of satisfaction with the system of responses issued						Yes	No
I would like to change the system						0%	100%
I think the system is easy to use						98.3%	1.7%
I would like more help to learn how the system works						18.3%	81.7%
I quickly learned how the system works						95%	5%
I feel safe with this new system						96.7%	3.3%

and that achieved in the study by Breton et al.²² With the Minimed-780G, Carlson et al.²⁵ achieved a reduction in hypoglycaemia of 0.9% (not significant), starting from a mean of 3.3%, also higher than that presented by our group of patients.

Regarding the GMI, our study group showed a significant reduction ($P < .001$) of 0.18 points at four weeks and 0.13 at one year. In the studies with the Tandem Control-IQ, Forlenza et al.¹³ achieved a reduction of 0.01% (reaching 7.35%); Breton et al.,²² 0.6% (starting from 7.6%); in the study with the Minimed-670G by Forlenza et al.,²³ 0.4% (from 7.9%), and with the Minimed-780G, Carlson et al.²⁵ achieved a reduction of 0.5%, starting from a higher GMI (7.6%).

The automatic mode remains active as observed in other studies for Control-IQ,^{22,24,27} without the need to calibrate the sensor and making sensor changes every 10 days.

Technological advances have helped in the necessary ongoing decision-making that DM1 control requires at this stage of life, as well as serving to prevent the risks implicit in therapy. However, the lack of precision, the repeated alarms and the need to calibrate the glucose sensor induce fatigue with the use of technology that is combined with fatigue due to the disease, which leads to the abandonment of the technology on numerous occasions, especially in the age range

of the population of this study.^{23,28} One of the fundamental improvements of the sensor used by the evaluated system is that it eliminates the obligation to calibrate.²⁸ This becomes an option and the infuser-sensor connection is very stable, which significantly reduces the number of alarms issued.

Knowing the impression in the target population and that of their direct caregivers regarding the ease of use, the system alarms, the sensation of improvement and the repercussion on night rest²⁹ was of interest after the update.

The results show a sensation of improvement in glycaemic control with decreased risk of severe hypoglycaemia and hyperglycaemia, decreased need to attend to nocturnal variations in blood glucose, with very satisfactory results regarding the overall experience and ease of use. In the same way as another study with AHCL systems³⁰ concludes, which gives the vision that these systems are here to change, in addition to glycaemic control, the quality of life of caregivers and users.

Of the participants in our hospital, 100% said they would not return to the previous system.

One might think, as it is a system update, that users and/or their main caregivers might require a period of adaptation. However, as Breton and Kovatchev²⁷ show in another

real-life study in adults, the improvement can already be noted two weeks after using it and remains stable over time.

As limiting factors of our study, we could mention a possible selection bias, because it was the most motivated patients who had access to it. However, the group with a TIR of less than 65% was the one that benefited from the greatest changes.

The way in which the study was organised at our centre may mean that the results cannot be extrapolated.

Conclusions

The AHCL Tandem Control-IQ system improves the TIR in patients between 6 and 18 years at four weeks and is maintained one year after the update. In all, 73.24% of patients have a TIR greater than 70% and meet the control criteria for paediatric age adapted by the International Society for Pediatric and Adolescent Diabetes (ISPAD). This increase is greater in those with worse initial control. The improvement is produced by reducing the times in hypoglycaemia and hyperglycaemia of level 1 and level 2. It is a safe system, which prevents severe hypoglycaemia and reduces mild hypoglycaemia better than others indicated in this age group.

In this study, the exits from automatic mode were reduced to the periods of change of the sensor, or when there was a loss of signal from it. Overall, 90.2% of patients were more than 94% in automatic mode at one year. There were no dropouts.

The fact that a system is upgradable reduces the financial costs for the healthcare system by being able to implement improvements without requiring hardware changes. The costs of consumables are variable depending on the autonomous community, as there is currently no centralised purchasing.

The choice of one system or another for the treatment of DM1 in the paediatric population will have an impact on the quality of life and the quality of sleep, both for caregivers and for the patients themselves. It decreases the need to interact with the system, maintaining or improving the degree of glycaemic control. All of the above must be taken into account to calculate the indirect costs of the therapy. Their usability will have an impact on the abandonment of the systems.

Funding

This study received no specific funding from public, private or non-profit organisations.

Conflicts of interest

The authors declare that they have no conflict of interest in relation to the preparation of this document.

Acknowledgements

To the participants and families for trusting us, once again, when carrying out this study. For their effort in downloading

data from home, which in the end contributed to launching other means of communication.

To the resident doctors of the Paediatric Department of the Dr Balmis General University Hospital of Alicante, Àngela Vidal Bataller, Andrea Juan Gisbert and Gonzalo Fuente Lucas, who, during their rotation in Paediatric Endocrinology and Diabetes, helped in the collection of information for this study.

References

- Cheema S, Maisonneuve P, Zirie M, Jayyousi A, Alrouh H, Abraham A, et al. Risk factors for microvascular complications of diabetes in a high-risk Middle East population. *J Diabetes Res.* 2018;2018:8964027, <http://dx.doi.org/10.1155/2018/8964027>.
- Svensson M, Eriksson JW, Dahlquist G. Early glycaemic control, age at onset, and development of microvascular complications in childhood-onset type 1 diabetes: a population-based study in northern Sweden. *Diabetes Care.* 2004;27:955–62, <http://dx.doi.org/10.2337/diacare.27.4.955>.
- Feldman EL, Callaghan BC, Pop-Busui R, Zochodne DW, Wright DE, Bennett DL, et al. Diabetic neuropathy. *Nat Rev Dis Primers.* 2019;5:42, <http://dx.doi.org/10.1038/s41572-019-0097-9>.
- Battelino T, Danne T, Bergenstal RM, Amiel SA, Beck R, Biester T, et al. Clinical targets for continuous glucose monitoring data interpretation: recommendations from the international consensus on time in range. *Diabetes Care.* 2019;42:1593–603, <http://dx.doi.org/10.2337/dci19-0028>.
- Kovatchev BP. Metrics for glycaemic control - from HbA_{1c} to continuous glucose monitoring. *Nat Rev Endocrinol.* 2017;13:425–36, <http://dx.doi.org/10.1038/nrendo.2017.3>.
- Choudhary P, de Portu S, Arrieta A, Castañeda J, Campbell FM. Use of sensor-integrated pump therapy to reduce hypoglycaemia in people with type 1 diabetes: a real-world study in the UK. *Diabet Med.* 2019;36:1100–8, <http://dx.doi.org/10.1111/dme.14043>.
- Pozzilli P, Battelino T, Danne T, Hovorka R, Jarosz-Chobot P, Renard E. Continuous subcutaneous insulin infusion in diabetes: patient populations, safety, efficacy, and pharmacoeconomics. *Diabetes Metab Res Rev.* 2016;32:21–39, <http://dx.doi.org/10.1002/dmrr.2653>.
- Musolino G, Dovc K, Boughton CK, Tauschmann M, Allen JM, Nagl K, et al. Reduced burden of diabetes and improved quality of life: experiences from unrestricted day-and-night hybrid closed-loop use in very young children with type 1 diabetes. *Pediatr Diabetes.* 2019;20:794–9, <http://dx.doi.org/10.1111/peidi.12872>.
- Foster NC, Beck RW, Miller KM, Clements MA, Rickels MR, DiMeglio LA, et al. State of type 1 diabetes management and outcomes from the T1D exchange in 2016-2018. *Diabetes Technol Ther.* 2019;21:66–72, <http://dx.doi.org/10.1089/dia.2018.0384>. Correction to: *Diabetes Technol Ther* 2019;21:66–72.
- Tauschmann M, Hovorka R. Insulin pump therapy in youth with type 1 diabetes: toward closed-loop systems. *Expert Opin Drug Deliv.* 2014;11:943–55, <http://dx.doi.org/10.1517/17425247.2014.910192>.
- Aleppo G, Webb K. Integrated insulin pump and continuous glucose monitoring technology in diabetes care today: a perspective of real-life experience with the Minimed™ 670G Hybrid Closed-Loop System. *Endocr Pract.* 2018;24:684–92, <http://dx.doi.org/10.4158/EP-2018-0097>.
- Brown S, Raghinaru D, Emory E, Kovatchev B. First look at Control-IQ: a new-generation automated

- insulin delivery system. *Diabetes Care*. 2018;41:2634–6, <http://dx.doi.org/10.2337/dc18-1249>.
13. Forlenza GP, Ekhlaspour L, Breton M, Maahs DM, Wadwa RP, DeBoer M, et al. Successful at-home use of the Tandem Control-IQ artificial pancreas system in young children during a randomized controlled trial. *Diabetes Technol Ther*. 2019;21:159–69, <http://dx.doi.org/10.1089/dia.2019.0011>.
 14. Ekhlaspour L, Schoelwer MJ, Forlenza GP, DeBoer MD, Norlander L, Hsu L, et al. Safety and performance of the Tandem t:slim X2 with Control-IQ automated insulin delivery system in toddlers and preschoolers. *Diabetes Technol Ther*. 2021;23:384–91, <http://dx.doi.org/10.1089/dia.2020.0507>.
 15. Pinsker JE, Leas S, Müller L, Habif S. Real-world improvements in hypoglycemia in an insulin-dependent cohort with diabetes mellitus pre/post Tandem Basal-Iq technology remote software update. *Endocr Pract*. 2020;26:714–21, <http://dx.doi.org/10.4158/EP-2019-0554>.
 16. Forlenza GP, Li Z, Buckingham BA, Pinsker JE, Cengiz E, Wadwa RP, et al. Predictive low-glucose suspend reduces hypoglycemia in adults, adolescents, and children with type 1 diabetes in an at-home randomized crossover study: results of the PROLOG trial. *Diabetes Care*. 2018;41:2155–61, <http://dx.doi.org/10.2337/dc18-0771>.
 17. O'Malley G, Messer LH, Levy CJ, Pinsker JE, Forlenza GP, Isganaitis E, et al. Clinical management and pump parameter adjustment of the Control-IQ Closed-Loop Control System: results from a 6-month, multicenter, randomized clinical trial. *Diabetes Technol Ther*. 2021;23:245–52, <http://dx.doi.org/10.1089/dia.2020.0472>.
 18. Manning ML, Singh H, Stoner K, Habif S. The development and psychometric validation of the diabetes impact and device satisfaction scale for individuals with type 1 diabetes. *J Diabetes Sci Technol*. 2020;14:309–17, <http://dx.doi.org/10.1177/1932296819897976>.
 19. Pinsker JE, Müller L, Constantin A, Leas S, Manning M, McElwee Malloy M, et al. Real-world patient-reported outcomes and glycemic results with initiation of Control-IQ technology. *Diabetes Technol Ther*. 2021;23:120–7, <http://dx.doi.org/10.1089/dia.2020.0388>.
 20. DiMeglio LA, Acerini CL, Codner E, Craig ME, Hofer SE, Pillay K, et al. ISPAD Clinical Practice Consensus Guidelines 2018: glycemic control targets and glucose monitoring for children, adolescents, and young adults with diabetes. *Pediatr Diabetes*. 2018;19 Suppl 27:105–14, <http://dx.doi.org/10.1111/pedi.12737>.
 21. Schoelwer MJ, Kanapka LG, Wadwa RP, Breton MD, Ruedy K, Ekhlaspour L, et al. Predictors of time-in-range (70–180 mg/dL) achieved using a closed-loop control system. *Diabetes Technol Ther*. 2021;23:475–81, <http://dx.doi.org/10.1089/dia.2020.0646>.
 22. Breton MD, Kanapka LG, Beck RW, Ekhlaspour L, Forlenza GP, Cengiz E, et al. A randomized trial of closed-loop control in children with type 1 diabetes. *N Engl J Med*. 2020;383:836–45, <http://dx.doi.org/10.1056/NEJMoa2004736>.
 23. Forlenza GP, Pinhas-Hamiel O, Liljenquist DR, Shulman DI, Bailey TS, Bode BW, et al. Safety evaluation of the MiniMed 670G System in children 7–13 years of age with type 1 diabetes. *Diabetes Technol Ther*. 2019;21:11–9, <http://dx.doi.org/10.1089/dia.2018.0264>.
 24. Bassi M, Teliti M, Lezzi M, Iosca A, Strati MF, Carmisciano L, et al. A comparison of two hybrid closed-loop systems in Italian children and adults with type 1 diabetes. *Front Endocrinol (Lausanne)*. 2022;12:802419, <http://dx.doi.org/10.3389/fendo.2021.802419>.
 25. Carlson A, Bode B, Brazg R, Christiansen M, Garg S, Kaiserman K, et al. 97-LB: safety and glycemic outcomes of the MiniMed Advanced Hybrid Closed-Loop (AHCL) System in subjects with T1D. *Diabetes*. 2020;69 Suppl 1:97–100, <http://dx.doi.org/10.2337/db20-97-LB>.
 26. Collins OJ, Meier RA, Betts ZL, Chan DSH, Frampton C, Frewen CM, et al. Improved glycemic outcomes with Medtronic MiniMed Advanced Hybrid Closed-Loop delivery: results from a randomized crossover trial comparing automated insulin delivery with predictive low glucose suspend in people with type 1 diabetes. *Diabetes Care*. 2021;44:969–75, <http://dx.doi.org/10.2337/dc20-2250>.
 27. Breton MD, Kovatchev BP. One year real-world use of the Control-IQ advanced hybrid closed-loop technology. *Diabetes Technol Ther*. 2021;23:601–8, <http://dx.doi.org/10.1089/dia.2021.0097>.
 28. Messer LH, Berget C, Vigers T, Pyle L, Geno C, Wadwa RP, et al. Real world hybrid closed-loop discontinuation: predictors and perceptions of youth discontinuing the 670G system in the first 6 months. *Pediatr Diabetes*. 2020;21:319–27, <http://dx.doi.org/10.1111/pedi.12971>.
 29. Messer LH, Campbell K, Pyle L, Forlenza GP. Basal-IQ technology in the real world: satisfaction and reduction of diabetes burden in individuals with type 1 diabetes. *Diabet Med*. 2021;38:e14381, <http://dx.doi.org/10.1111/dme.14381>.
 30. Wheeler BJ, Collins OJ, Meier RA, Betts ZL, Frampton C, Frewen CM, et al. Improved technology satisfaction and sleep quality with Medtronic MiniMed® Advanced Hybrid Closed-Loop delivery compared to predictive low glucose suspend in people with Type 1 Diabetes in a randomized crossover trial. *Acta Diabetol*. 2022;59:31–7, <http://dx.doi.org/10.1007/s00592-021-01789-5>.